

### Key Updates

#### Domestic

- In Jaipur, Mustard seed price increases by 0.8% at INR 59,850 per tonne from the previous day. Prices of Mustard Oil price remains constant at INR 1060 per 100kg. Mustard Meal price remains constant at INR 25710 per tonne.
- The total arrivals in Rajasthan were at 200,000 bags (1 bag = 0.05 tonne), 35,000 bags less than the previous day of trade. Arrivals across the country were at 400,000 bags, down 50,000 bags from Friday.

#### International

- Winnipeg canola January up C\$5.3/tonne to C707.6/tonne
- Palm lower on weaker rival oils, ringgit gains ([Link](#))
- Crude oil up 2% amid concerns over deeper supply cuts by OPEC, allies ([Link](#))

#### Currency (Pair against USD)

Date	INR	Brazil Real	Argentina Peso	Ukraine Hy	MYR	CNY	AUD	JPY	CAD
29-Nov-23	83.3	4.9	359.6	36.4	4.7	7.1	1.5	147.4	1.4

#### India Sowing Update

Mustard (in '000 Ha.)	24-Nov-23		
	2023	2022	Change
Rajasthan	34,525	36,505	-5%
Uttar Pradesh	11,846	12,530	-5%
Madhya Pradesh	16,403	11,793	39%
West Bengal	6617	6270	6%
Assam	3563	3819	-7%
Gujarat	1663	2474	-33%
<b>Total</b>	<b>77,784</b>	<b>77,739</b>	<b>0%</b>

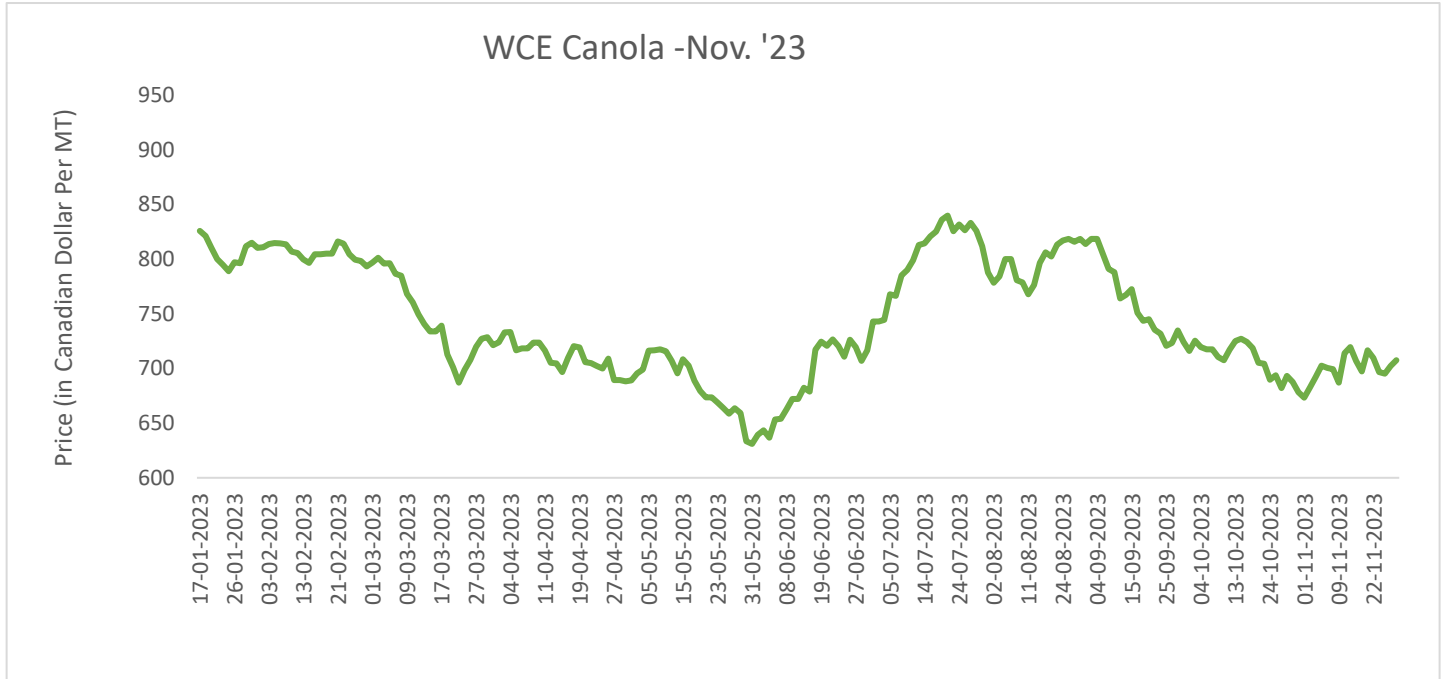
#### WCE Canola Update (in Canadian Dollar per Tonne): -

#### A) Periodical Price Comparison

Cont. Month	28-Nov-23	27-Nov-23	Daily Chg.	W-o-W Chg.	M-o-M Chg.
01-Jan-24	707.6	702.3	5.3	-9.1	14.4
01-Mar-24	711.5	704.9	6.6	-8.9	9.2
01-May-24	717.0	708.4	8.6	-7.8	8.2
01-Jul-24	721.2	711.5	9.7	-8.0	6.4

#### B) Daily Update

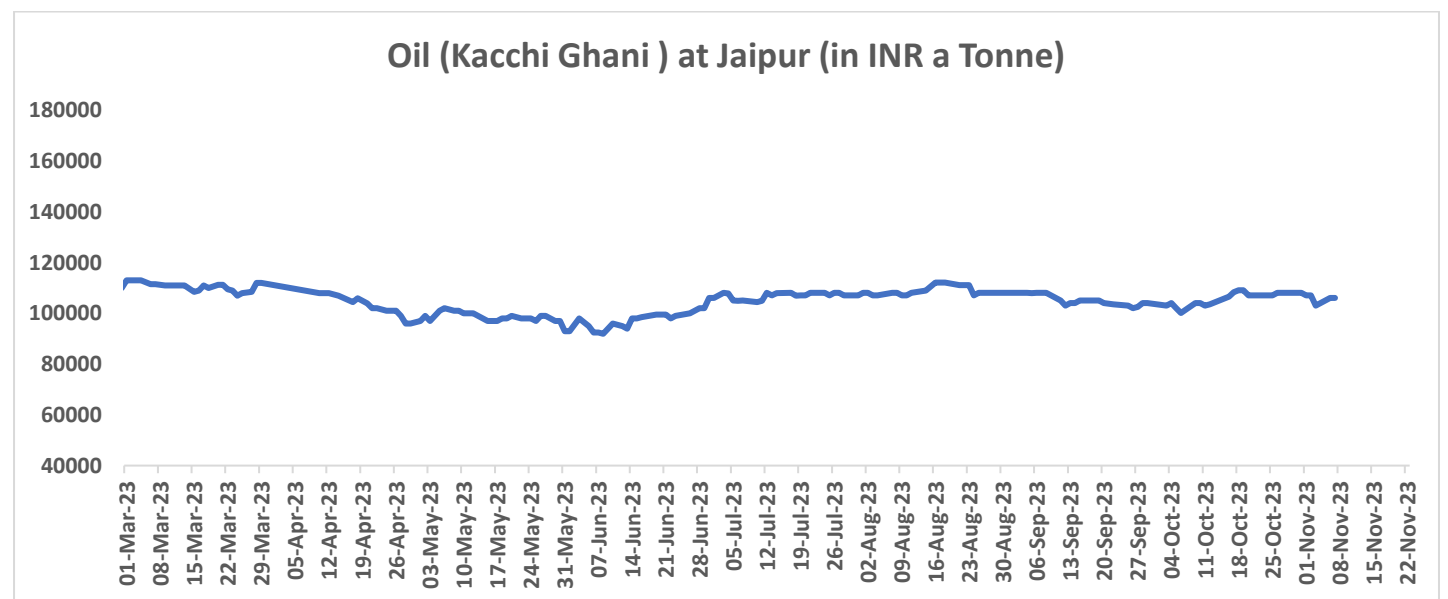
Month	Open	High	Low	Close	Change
Jan-24	702.4	714.3	700.0	707.6	5.3
Mar-24	704.2	717.0	704.2	711.5	6.6
May-24	710.3	721.1	708.4	717.0	8.6
Jul-24	713.4	723.9	713.4	721.2	9.7
Nov-24	704.0	711.4	704.0	709.4	7.3

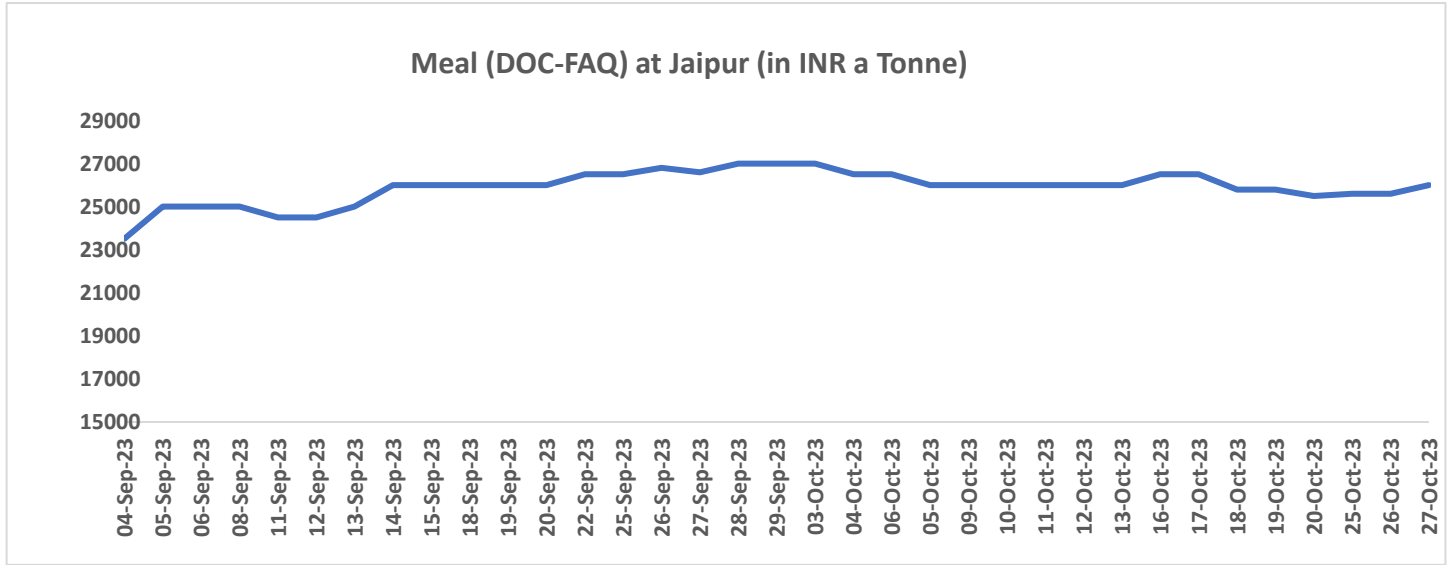


### Indian Domestic Update:

#### NCDEX SPOT - (in INR/MT)

Commodity	Location	28-Nov-23	25-Nov-23	Daily Chg.	W-o-W Chg.	M-o-M Chg.	Y-o-Y Chg.
Mustard seed	Alwar	58,500	58,000	500	1,000	-	-
	Jaipur	59,104	59,459	-355	112	-860	-860





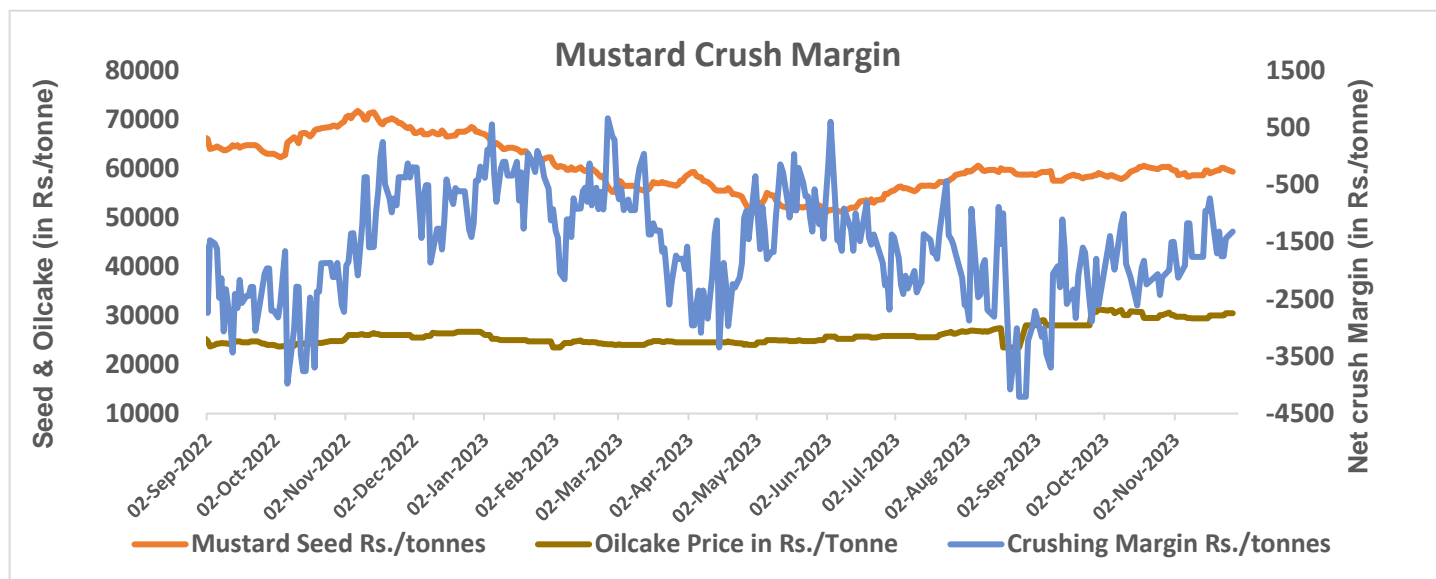
### Domestic Spot Prices: -

Commodity	Units	Variety	Market	28-Nov-23	27-Nov-23	
Rape Seed	Rs/Qtl	Condition	Delhi	5635	5625	
			Jaipur	5985	5935	
			Kota	5710	5710	
		Non-Condition	Baran	5550	5560	
			Bhind	5300	5560	
			Dabra	5310	5310	
			Kota	5510	5510	
Rape Seed Meal	Rs/MT	DOC - FAQ	Jaipur	25710	25710	
Rape Seed Oil	Rs Per 10kg	Mustard Expeller Oil	Jaipur	1060	1060	
			Kota	1040	1040	
			Mumbai	1060	1060	
			Kacchi Ghani	Jaipur	10810	10810
				Kota	10810	10810

### Crush Margin: -

Mustard crush margin has a negative side, as Seed price increases and Oil price remains constant and Meal price decreases in the local market from the previous close.

Mustard seed crush Parity	28-Nov-23	27-Nov-23
Mustard Seed (42%) (in INR/ 100 KGs)	5,985	5,935
<b>Mustard Seed (INR Per Tonne)</b>	<b>59,850</b>	<b>59,350</b>
<b>Crushing Exp. (in INR/Tonne)</b>	<b>1,251</b>	<b>1,251</b>
<b>Quality Tolerance</b>	<b>599</b>	<b>594</b>
<b>Cash Discount</b>	<b>449</b>	<b>445</b>
<b>Total Cost (in INR / Tonne)</b>	<b>60054</b>	<b>59562</b>
Oil Price (INR/10 KGs) (Excl. GST)	39220	39220
<b>Oil realization (in INR/tonne)</b>	<b>3,010</b>	<b>3,050</b>
<b>Oilcake Price (in INR/tonne)</b>	<b>30,100</b>	<b>30,500</b>
<b>Oilcake Realization (in INR/tonne)</b>	<b>19215</b>	<b>19026</b>
Total realization (in INR/tonne)	58435	58246
<b>Crushing Margin (in INR /Tonnes)</b>	<b>-1619</b>	<b>-1316</b>



### Arrivals

Arrivals in Rajasthan from the season 1<sup>st</sup> March 2023 to till date arrival is down by 18% compared to the same time last year, whereas all India arrival is down by 22%.

Major Growing States (Qty. in '000 tonnes)	This Year		Last Year	% Change
	(01 Mar-23- 29 Nov-23)	(01 Mar-22-29 Nov-22)	(01 Mar-22-29 Nov-22)	
Rajasthan	1,295	1,575	1,575	-18
Uttar Pradesh	517	664	664	-22
Madhya Pradesh	571	802	802	-29
Gujarat	236	375	375	-37
Haryana	158	139	139	13
West Bengal	17	16	16	3
NCT of Delhi	1	2	2	-54
<b>INDIA</b>	<b>2,802</b>	<b>3,587</b>	<b>3,587</b>	<b>-22</b>

Source: Agmarknet

**India Weather Updates: Post Monsoon Rainfall (in mm) from 01<sup>st</sup> of October –28<sup>th</sup> of November 2023:** The Post Monsoon rainfall during the season over the country was 83.6 mm which decrease the normal rainfall of 104.5 mm.

Region	Actual	Normal	% Departure from Long Period Average
All India	83.6	104.5	-20.0
East & Northeast India	148.4	145.3	2.1
Northwest India	43.9	33.3	31.8
Central India	43.1	70.6	-39.0
South Peninsula	162.7	240.8	-32.4

