

## Contents

- [Market Recap](#)
  - [Domestic](#)
  - [International](#)
- [India's Bajra Sowing Progress & Rainfall:](#)
  - [International Prices](#)
- [Domestic Market Prices:](#)
  - [Seasonality](#)
  - [Spot Prices](#)
  - [NCDEX Spot Prices](#)
  - [Wholesale Price Index](#)
  - [Competeting Crops](#)
- [Arrivals](#)
- [Central Stocks](#)
- [WASDE](#)
  - [Key Bajra Producing Countries](#)
  - [World Supply and Demand](#)
  - [India Supply and Demand](#)
- [Trade Details](#)
  - [Exports](#)
  - [Imports](#)
- [India's Production Advance Estimates](#)

## [Market Recap](#)

### Domestic:

- The Prices of Bajra Market remained in decreasing trend.
- **Kharif Bajra sowing area remains stable:** According to Department of Agriculture & Farmers Welfare, the area under Kharif Bajra remains stable at 7001 thousand hectares same as sowed during the same period last year.
- India Bajra's arrivals during the current marketing year (Oct.-Sep.) were up by 24%, reported at 202.6 '000. tonne, compared to 154.2 '000 tonne reported for the same period last year.
- Farmers in Rajasthan are increasingly frustrated by the government's failure to purchase bajra at the declared Minimum Support Price (MSP) of ₹2,625 per quintal. Instead, they are selling their produce for only ₹2,200 to ₹2,400, leading to losses of over ₹300 per quintal. This situation highlights a systemic failure in agricultural policy, as

\*\*The information contained herein is of a general nature and is not intended to address the circumstances of any particular individual or entity. Although we endeavor to provide accurate and timely information, there can be no guarantee that such information is accurate as of the date it is received or that it will continue to be accurate in the future. No one should act on such information without appropriate professional advice after a thorough examination of the particular situation

farmers have reported collective losses exceeding ₹1.50 crore, worsened by crop damage from excessive rainfall. The unfulfilled promise of a fair price, which should be closer to ₹2,904 based on prior commitments, further jeopardizes their livelihoods. With Rajasthan contributing nearly half of India's bajra production, the lack of effective support from the government threatens food security and rural welfare, necessitating urgent action to address farmers' grievances and restore trust in the agricultural system. (Source: TimesofIndia)

- The Gurugram district administration has procured 17,877.2 metric tonne of bajra millet from 7,293 farmers at a minimum support price (MSP) of ₹2,625 per quintal. The procurement was made at mandis in Sohna (2,974.5 MT), Pataudi (11,955 MT), and Farrukhnagar (2,947.7 MT). Essential services, including help desks and safety measures, have been established to assist farmers, with payments made within 48 hours. Additionally, 6,252 metric tonne of millet have already been lifted from the mandis, and commission agents are also purchasing millet. ([link](#))

### **International**

- The International Rice Research Institute's recent push for direct-seeded rice (DSR) technology in northern Bangladesh represents a crucial advancement for food security in a region facing significant agricultural challenges. With rice as the staple food, the sector employs over 60% of the population. However, groundwater depletion, exacerbated by climate change and natural disasters, has left farmers struggling with water scarcity—especially in the Rangpur division. (Source-cgiar)

### **India's Bajra Sowing Progress & Rainfall:**

- Kharif Bajra sowing remains stable:** According to Department of Agriculture & Farmers Welfare, the area under Kharif Bajra remains stable at 7001 thousand hectares same as sowed during the same period last year.

Bajra Kharif Sowing States	Area (in '000 Ha.)			Rainfall (in MM) (01- Jun-24 to 29-Sep-24)		
	27-Sep-24	27-Sep-23	% Change	Actual	Normal	% Dep.
ANDHRA PRADESH	26	20	30	661	515	28
BIHAR	16	8	113	798	988	-19
GUJARAT	168	197	-15	1049	710	48
HARYANA	470	452	4	409	426	-4
HIMACHAL PRADESH	1	0	0	595	733	-19
JAMMU AND KASHMIR	9	0	0	0	0	0
JHARKHAND	1	0	150	1011	1018	-1
others	6169	6285	-2	0	0	0
India	7001	7001	0	932	865	7.8

## International Prices

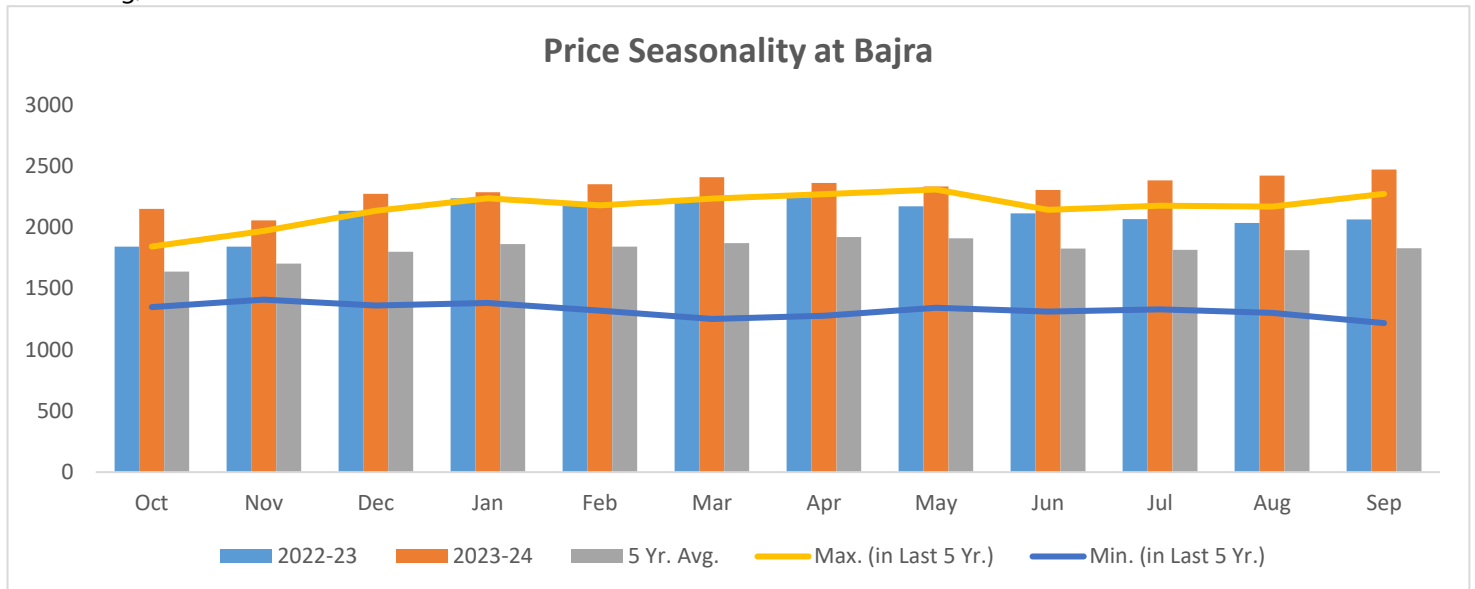
### **Currency (Pair with INR)**

Row Labels	14-Oct-24	11-Oct-24	10-Oct-24	09-Oct-24
USD	84	84	84	84
EURO	92	92	92	92
GBP	110	110	110	110
YEN	56	56	56	57

## Domestic Market Prices:

### Seasonality:

At Jaipur market, Bajra average prices in Sep,24 month, hovers around INR 2474 per 100 kg, surged from INR 2424 per 100 KGs in Aug,24 month.



### Spot Prices in INR/Qtl

State	Market	14-Oct-24	07-Oct-24	Change
<b>Gujarat</b>	Amreli (Hybrid)	2330	2230	100
	Mehsana	2300	2325	-25
	Patan	2400	2400	0
<b>Rajasthan</b>	Alwar(Feed grade)	2270	2300	-30
	Dausa(Feed grade)	2205	2250	-45
	Nagaur (Feed grade)	2185	2230	-45
	Sikar(Feed grade)	2270	2320	-50
<b>Uttar Pradesh</b>	Agra	2276	2267	9
	Aligarh(Hybrid)	2300	2310	-10
	Auraiya	2213	2289	-76
	Budaun	2276	2345	-69
	Etah	2326	2326	0
	Firozabad (Hybrid)	2440	2420	20
	Hathras (Hybrid)	2340	2340	0
	Kanpur	2300	2350	-50
	Kasganj	2351	2367	-16
Mainpuri	2312	2300	12	

\*\*The information contained herein is of a general nature and is not intended to address the circumstances of any particular individual or entity. Although we endeavor to provide accurate and timely information, there can be no guarantee that such information is accurate as of the date it is received or that it will continue to be accurate in the future. No one should act on such information without appropriate professional advice after a thorough examination of the particular situation

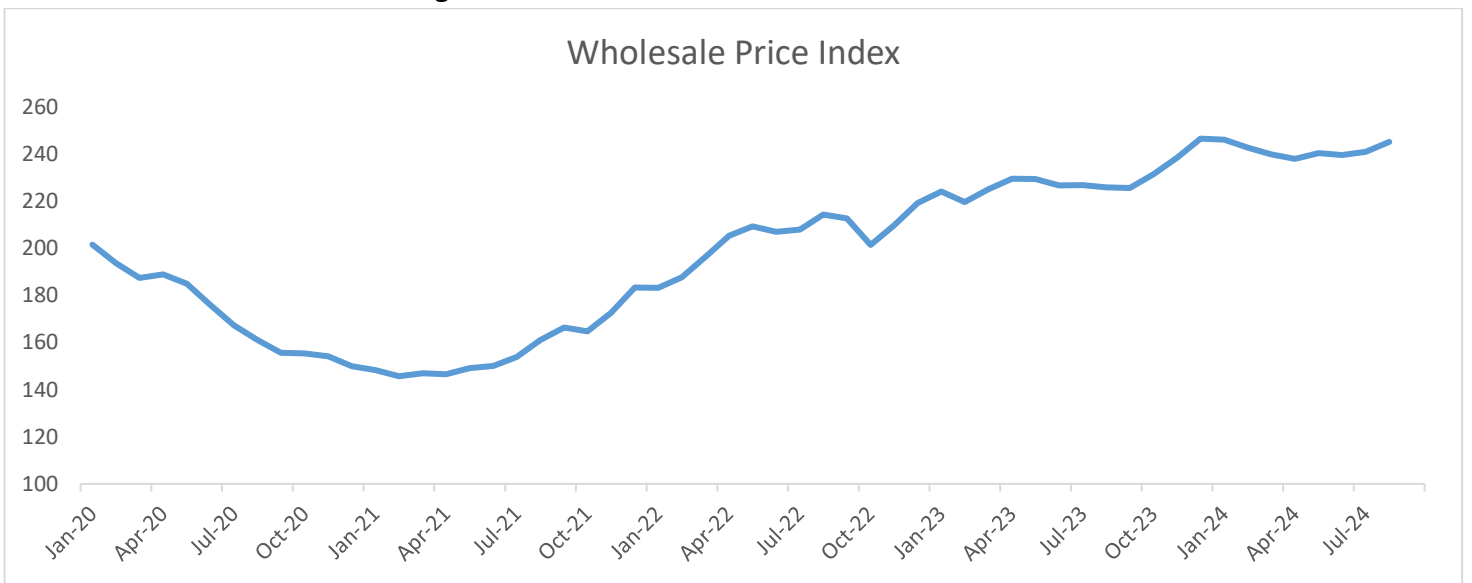
	Mathura	2263	2276	-13
--	---------	------	------	-----

**NCDEX Spot prices: In INR/Qtl**

Market	07-10-2024	14-10-2024	Change
Barley (Jaipur)	2492.5	2500	-7.5
Barley (Sriganganagar)	2370.8	2381.8	-11
Maize Delhi	2655	2650	5
Maize (Sangli)	2540.6	2521.1	19.5
Guarseed (Jodhpur)	5405	5550	-145
Guarseed (Bikaner)	5355	5500	-145

**Inflation:**

The Y-O-Y inflation rate for Aug 2024 is observed as 8.5%.



### Feed raw material prices (in INR/tonne)

As per the data the feed raw prices are seen in the flat to low as compared from previous week.

Row Labels	14-Oct-24	07-Oct-24	Change
Cotton Ext. (Ex-Guntur) (38/16) O & A & Fibre	28000	28500	-500
GN Exp.cake (Guj) 50/2.5	24000	24000	0
GN Ext. (Ex-Saur.) 45/2.5	25000	25000	0
GN Seed (in shell )(Saurashtra) Crushing Quality	60000	58000	2000
Rape/Mustard seed (Rajasthan) (Ex-Mandi)	68000	70000	-2000
Rapeseed Exp.cake (Raj) 40/2.5	25100	25750	-650
Rapeseed Ext. (Bulk) (Ex-Kandla) 38/2.5	270	270	0
Rapeseed Ext. (Ex-Rajasthan) 38/2.5	19000	19400	-400
Rapeseed Ext. (FOR) (Bulk) (Ex-Kandla) 38.2.5	19700	19000	700
RB Ext. (Ex-Punjab) 16/5/8	12000	13300	-1300
RB Raw (16/5/8) Punjab	28500	29500	-1000
Soya Ext.( EX-Indore) 48/2.5	34500	34100	400
Soyabean Ext.(FAS) (Bulk) (Ex-Kandla) 48/2.5	450	465	-15
Sunflower seed (Karn./Mah.) (Ex-Mandi)	62000	62000	0
Sunflowerseed Exp.cake (Mah/Karn) 25/2.5	33000	33000	0
Sunflowerseed Ext. (Ex-Mah/Karn) 30/2.5	23000	23000	0

## Arrivals

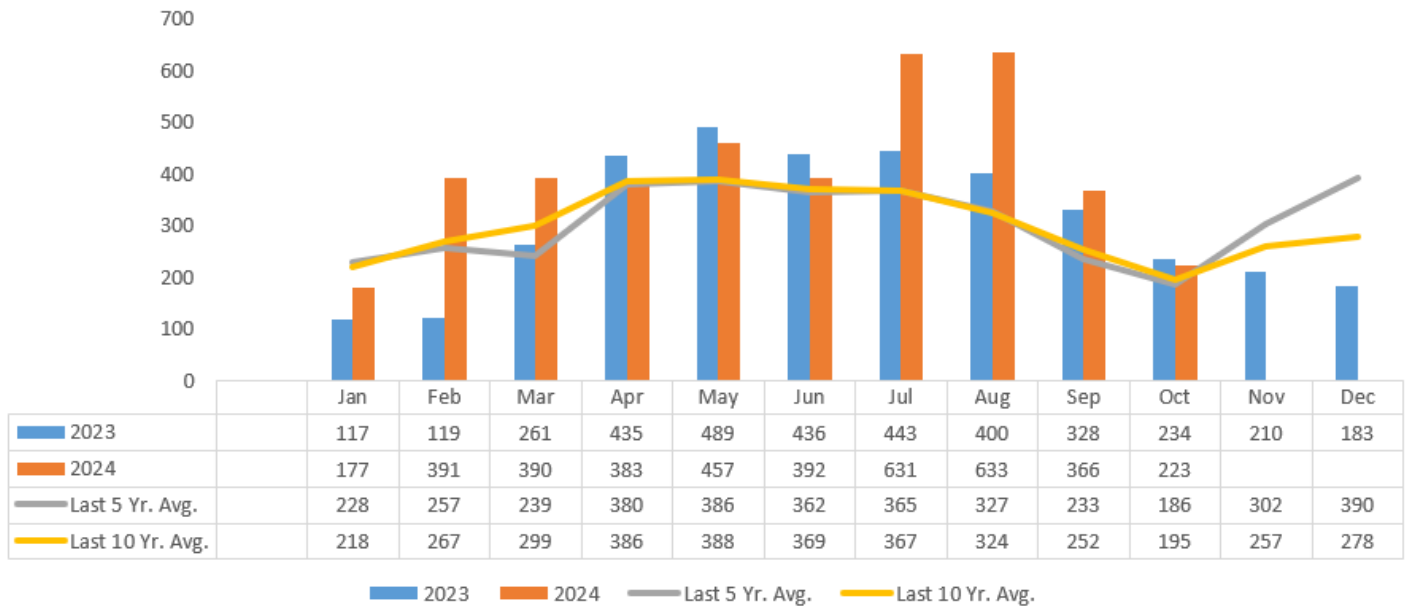
India Bajra's arrivals during the current marketing year (Oct.-Sep.) were up by 24%, reported at 202.6 '000. tonnes, compared to 154.2 '000 tonnes reported for the same period last year.

State ( Qty. in Mln tonne)	This Year		Last Year	% Change
	01-Oct-23 to 15-Oct-24	01-Oct-23 to 15-Oct-23		
Rajasthan	90.4	73.4		19
Haryana	88.0	35.3		60
Uttar Pradesh	7.4	29.8		-306
Karnataka	5.0	0.9		81
Madhya Pradesh	4.4	6.8		-54
Gujarat	4.1	5.2		-28
Maharashtra	2.5	2.5		-2
<b>TOTAL :</b>	<b>202.6</b>	<b>154.2</b>		<b>24</b>

## Central Pool Stock

India's Bajra stocks in the Central Pool is reported at 223 '000 tonnes in Oct 2024, lower than respective month in the last year, and higher among last five year and ten-year averages.

Bajra Central pool stocks in '000 tonnes



## WASDE

### Key Bajra Producing Countries (in '000 MT)

Country	2024/2025(Oct)	2024/2025(Sep)	% Chg. (M-O-M)	2023/2024	% Chg.(Y-O-Y)
India	13,500	13,500	0.0	12,840	5.1
Niger	3,400	3,400	0.0	3,162	7.5
Others	3,068	3,202	-4.2	3,364	-8.8
China	2,700	2,700	0.0	2,700	0.0
Nigeria	1,900	1,900	0.0	1,559	21.9
Mali	1,800	1,800	0.0	1,943	-7.4
Sudan	1,600	1,600	0.0	684	133.9
Ethiopia	1,125	1,125	0.0	1,100	2.3
Senegal	1,100	1,100	0.0	1,353	-18.7
Burkina Faso	1,000	1,000	0.0	861	16.1
Chad	700	700	0.0	634	10.4

### World Millet Supply and Demand (in '000 MT/HA)

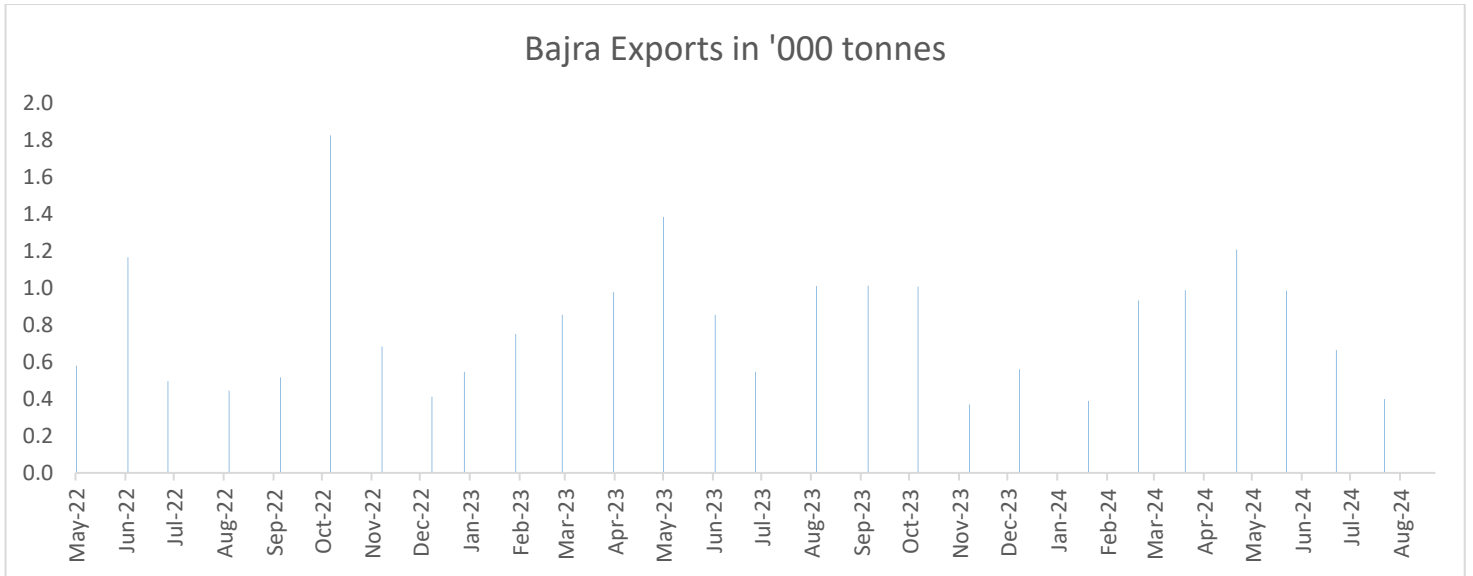
Attribute	2024/2025(Oct)	2024/2025(Sep)	% Chg. (M-O-M)	2023/2024	% Chg.(Y-O-Y)
Area Harvested	30,646	30,866	-0.7	30,851	-0.7
Beginning Stocks	625	585	6.8	685	-8.8
Production	31,893	32,027	-0.4	30,200	5.6
Imports	0	0	0.0	0	0.0
Total Supply	32,518	32,612	-0.3	30,885	5.3
Exports	0	0	0.0	0	0.0
Feed Dom. Consumption	1,871	1,871	0.0	1,918	-2.5
FSI Consumption	30,027	30,161	-0.4	28,342	5.9
Domestic Consumption	31,898	32,032	-0.4	30,260	5.4
Ending Stocks	620	580	6.9	625	-0.8
Total Distribution	32,518	32,612	-0.3	30,885	5.3
Yield	1.04	1.04	0.0	0.98	6.1

### India Millet Supply and Demand (in '000 MT/HA)

Attribute	2024/2025(Oct)	2024/2025(Sep)	% Chg. (M-O-M)	2023/2024	% Chg.(Y-O-Y)
Area Harvested	9,500	9,500	0.0	9,070	4.7
Beginning Stocks	615	575	7.0	675	-8.9
Production	13,500	13,500	0.0	12,840	5.1
Imports	0	0	0.0	0	0.0
Total Supply	14,115	14,075	0.3	13,515	4.4
Exports	0	0	0.0	0	0.0
Feed Dom. Consumption	1,600	1,600	0.0	1,600	0.0
FSI Consumption	11,900	11,900	0.0	11,300	5.3
Domestic Consumption	13,500	13,500	0.0	12,900	4.7
Ending Stocks	615	575	7.0	615	0.0
Total Distribution	14,115	14,075	0.3	13,515	4.4
Yield	1.42	1.42	0.0	1.42	0.0

## Trade Details

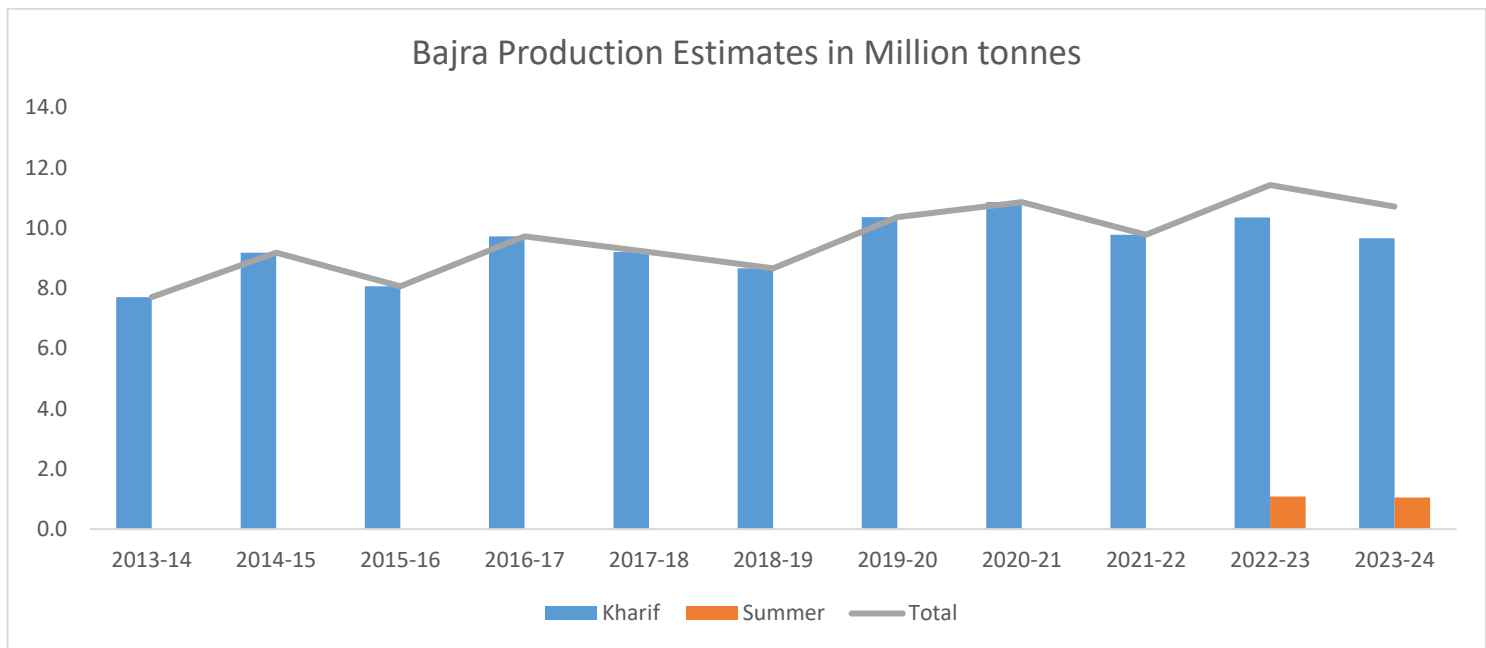
**Exports:** India's Bajra export 2023-24 (Oct.-Sept.), in July,24 is totaled at 0.4 thousand tonnes against 0.5 thousand tonnes exported during same period in previous year.





## India's Production Advance Estimates

According to the agriculture ministry data, India Bajra's production is estimated in Final Advance estimates to 10.7 million tonne in the 2023-24 crop year (July-June) from 11.4 million tonne in the previous year.



**Disclaimer:** The information in this report is provided solely for informational purposes and should not be regarded as a recommendation to buy, sell, or otherwise deal with any particular investment. The given material is subject to change and although based upon information that we consider reliable; it is not guaranteed as to accuracy or completeness. The material is not intended to be used as a general guide to investing or as a source of any specific investment recommendations. Investors with any questions regarding the suitability of the products referred to in this presentation should consult their financial and tax advisors. This document transmission cannot be guaranteed to be secure or error-free as information could be intercepted, corrupted, lost, destroyed, incomplete or contain viruses and any views expressed in this message are those of the individual sender and no binding nature of the message shall be implied or assumed unless the sender does so expressly with due authority of Agnomics Analytic s Lab Pvt Ltd., its Parent Company/ Associates/Subsidiaries. Agnomics Analytics Lab Pvt Ltd. disclaims all liability for any loss or damage whatsoever arising out of or resulting from the receipt, use, transmission, or interruption of this email. This material does not constitute an offer or solicitation to any person in any jurisdiction in which such offer or solicitation is not authorized or to any person to whom it is unlawful to make such an offer or solicitation. Persons into whose possession this document may come are required to inform themselves of and to observe such restrictions. This document is confidential. It may not be reproduced, distributed, or transmitted without the express written consent of Agnomics Analytics Lab Pvt Ltd., which reserves all rights. Copyright reserved.