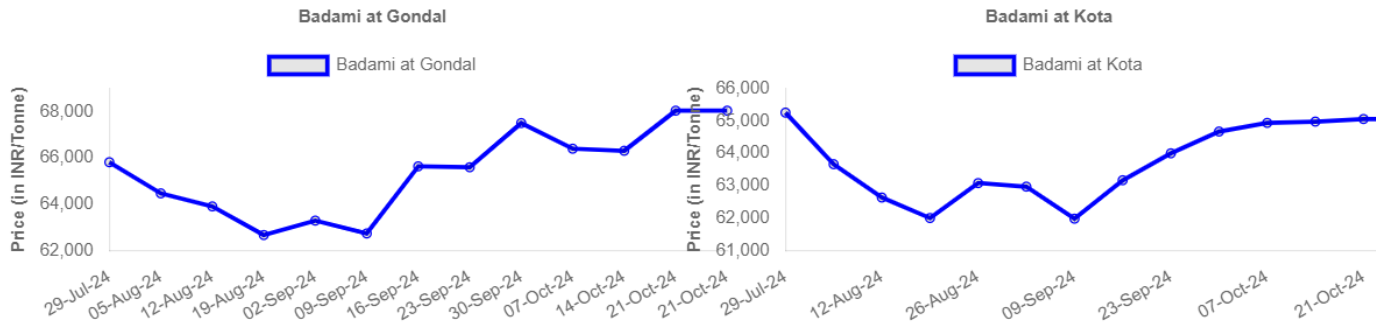


### **Executive Summary.**

- Spot prices at the Kota market price for Badami variety were increased from the previous day and quoted at INR 65,100 per tonne. While the eagle variety commanded at INR 69,050 per tonne.
- The latest rainfall data across India shows a mixed impact on agricultural regions. Nationally, India received 61.4 mm of rainfall, 4% above the Long Period Average (LPA), which is promising for overall crop development. However, Central India, a key agricultural hub, has a 6% deficit compared to the LPA. Meanwhile, the East and Northeast regions saw a slight 2% surplus, benefiting rice production. The South Peninsula stands out with a 34% increase in rainfall.
- Coriander arrivals across key Indian states show a sharp decline compared to last year, signaling potential supply concerns in the market. Total arrivals in India stand at 234,000 tonne, a significant 48.9% drop from the 458,000 tonne recorded last year. Gujarat, one of the largest coriander-producing states, saw a 7.7% decrease in arrivals, while Rajasthan, another major contributor, experienced a steep 39.2% decline. Maharashtra witnessed the most dramatic drop, with a 50% reduction in arrivals compared to the previous year. Karnataka remained steady, with no change in arrival volumes. This sharp reduction in overall coriander arrivals could lead to tighter supplies and upward pressure on prices in the domestic market, especially as demand remains consistent.
- The rainfall forecast for India over the next two weeks shows a mixed scenario, with moderate rainfall expected in southern and eastern regions during the first week, gradually tapering off in the second. However, the rainfall anomaly maps indicate that southern India, particularly Tamil Nadu and parts of the eastern coast, is likely to experience below-average rainfall during both weeks. This deficit could affect agricultural activities, especially the Rabi crop sowing season, which depends on residual soil moisture. Northern and central regions are expected to receive near-normal rainfall, providing more stable conditions for ongoing agricultural operations in those areas.

Particulars	Latest	+/- Change
Spot Prices		
Gondal		
Kota	74280	202
Mandi Prices		
Guna		
Badami	65950	-1050
Eagle	70900	-1150
Kota		
Badami	65100	0
Eagle	69050	-50
Currency Reference (Pair with USD)		
India	83.9	0.2
United Kingdom	0.8	0
European Union	0.9	0
Japan	145.2	-9.5

**Spot Price**



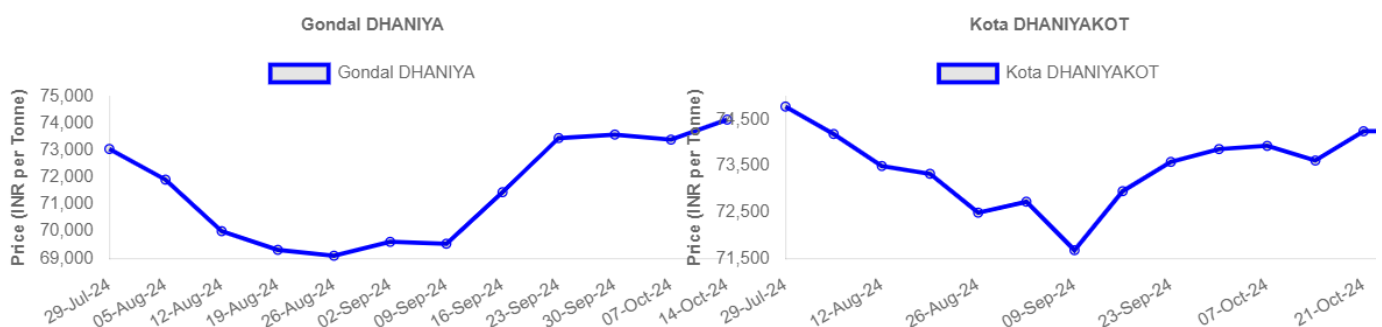
Source: agAlabs

**Coriander Prices in Domestic Market (INR/Tonne)**

Variety	Market	21-Oct-24	18-Oct-24	Change
Badami	Baran	63050		
Badami	Gondal	68100	64750	3350
Badami	Guna	65950	67000	-1050
Badami	Kota	65100	65100	0
Badami	Neemuch	67950	66920	1030
Eagle	Baran	65000		
Eagle	Guna	70900	72050	-1150
Eagle	Kota	69050	69100	-50
Eagle	Neemuch	71950	71250	700
Eagle Plus	Gondal	72900	70050	2850
Rajkot Loose	Rajkot	72600	71950	650
Scotter	Neemuch	74900	74040	860

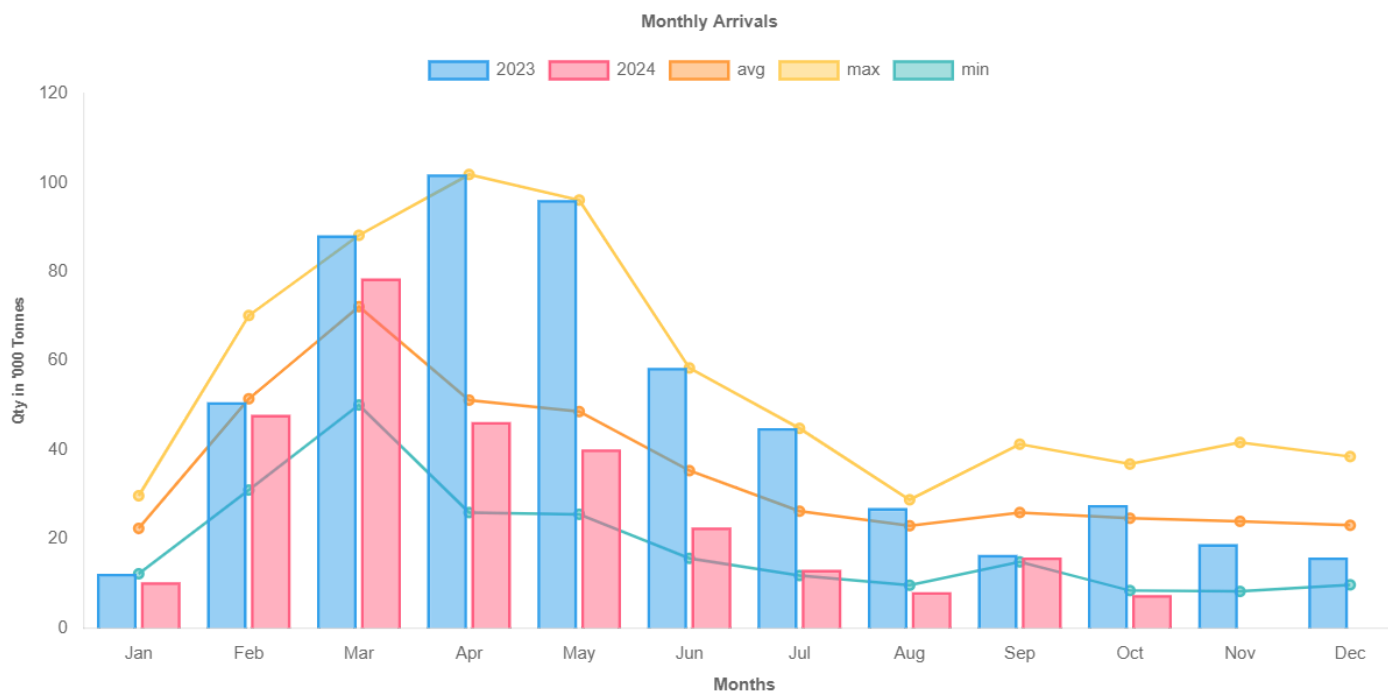
Source: agAlabs

**Spot**



Source: agAlabs

## Arrivals



Note: Current month arrivals are total till date, Avg, Min, Max corresponds to previous 5 marketing years; source: Agmarknet

### Coriander Cumulative arrivals (in '000 Tonnes):

States	This Year	Last Year	% Change
Gujarat	156	169	-7.7
Rajasthan	62	102	-39.2
Karnataka	7	7	0
Maharashtra	6	12	-50
India	234	458	-48.9

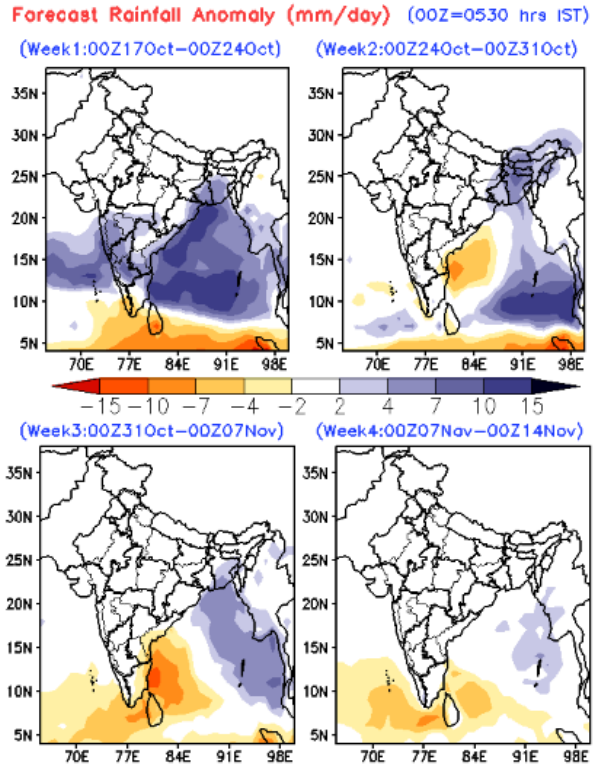
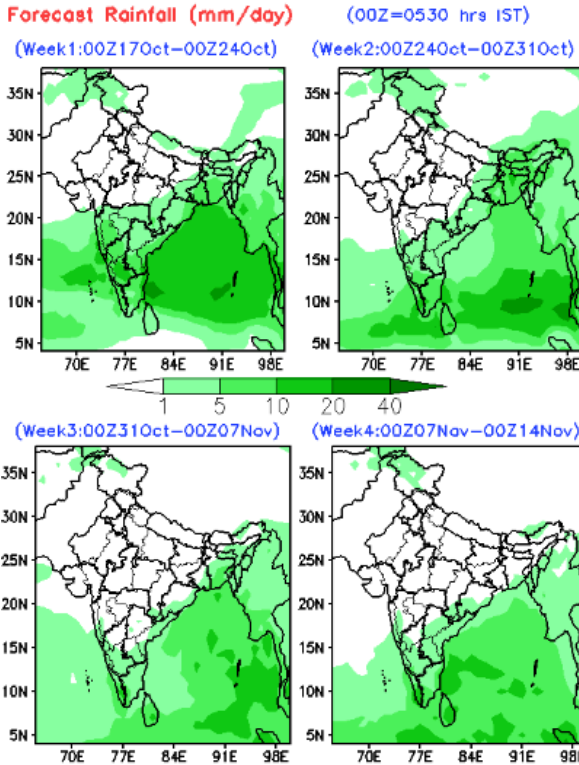
source: Agmarknet

## Region Rainfall

Region	Actual	Normal	% Departure From LPA
India	61.4	59.3	4
Central India	44.5	47.4	-6
East & Northeast India	106.1	103.8	2
South Peninsula	143.5	106.8	34

### Rainfall Forecast

Precipitation outlook for next four weeks:



source: IMD

Disclaimer: The information in this report is provided solely for informational purposes and should not be regarded as a recommendation to buy, sell, or otherwise deal with any particular investment. The given material is subject to change and although based upon information that we consider reliable; it is not guaranteed as to accuracy or completeness. The material is not intended to be used as a general guide to be investing or as a source of any specific investment recommendations. Investors with any questions regarding the suitability of the products referred to in this presentation should consult their financial and tax advisors. This document transmission cannot be guaranteed to be secure or error-free as information could be intercepted, corrupted, lost, destroyed, incomplete or contain viruses and any views expressed in this message are those of the individual sender and no binding nature of the message shall be implied or assumed unless the sender does so expressly with due authority of Agnomics Analytics Lab Pvt Ltd., its Parent Company/ Associates/Subsidiaries. Agnomics Analytics Lab Pvt Ltd. disclaims all liability for any loss or damage whatsoever arising out of or resulting from the receipt, use, transmission, or interruption of this email. This material does not constitute an offer or solicitation to any person in any jurisdiction in which such offer or solicitation is not authorized or to any person to whom it is unlawful to make such an offer or solicitation. Persons into whose possession this document may come are required to inform themselves of and to observe such restrictions. This document is confidential. It may not be reproduced, distributed, or transmitted without the express written consent of Agnomics Analytics Lab Pvt Ltd., which reserves all rights. Copyright reserved