

Contents

- [Market Recap](#)
 - [Domestic](#)
 - [International](#)
- [India's Bajra Sowing Progress & Rainfall:](#)
 - [International Prices](#)
- [Domestic Market Prices:](#)
 - [Seasonality](#)
 - [Spot Prices](#)
 - [NCDEX Spot Prices](#)
 - [Wholesale Price Index](#)
 - [Competeting Crops](#)
- [Arrivals](#)
- [Central Stocks](#)
- [WASDE](#)
 - [Key Bajra Producing Countries](#)
 - [World Supply and Demand](#)
 - [India Supply and Demand](#)
- [Trade Details](#)
 - [Exports](#)
 - [Imports](#)
- [India's Production Advance Estimates](#)

[Market Recap](#)

Domestic:

- The Prices of Bajra Market observed an increasing trend.
- **Kharif Bajra sowing area remains stable:** According to Department of Agriculture & Farmers Welfare, the area under Kharif Bajra remains stable at 7001 thousand hectares same as sowed during the same period last year.
- India Bajra's arrivals during the current marketing year (Oct.-Sep.) were up by 24%, reported at 635.9 '000. tonnes, compared to 510.5 '000 tonne reported for the same period last year.
- In the agricultural produce market of Alwar, there are indications that prices for millet may rise. Prominent trader Om Prakash Goyal mentioned that the supply of wheat in the market is decreasing, and the government is not

auctioning off wheat stocks. This reduced supply could contribute to potential price increases for these commodities. (Source: Dainik Bhaskar)

International News

The global millet market in the 2024/2025 marketing year (December to November) shows minimal changes in key metrics, with a slight overall increase in supply and consumption compared to the previous period. Area harvested remains unchanged month-over-month at 30.98 million hectares, but it has decreased by 0.5% year-over-year, reflecting ongoing adjustments in production capacity. Despite stable area harvested figures, production is expected to rise by 3% year-over-year, reaching 31.15 million metric tonne, driven by favorable growing conditions in key producing regions. Total supply is projected to increase slightly by 0.05% month-over-month to 31.78 million metric tonne, which represents a 2.7% increase from the previous year, indicating a steady availability of millet in the global market. (Source: USDA)

India's Bajra Sowing Progress & Rainfall:

- **Kharif Bajra sowing remains stable:** According to Department of Agriculture & Farmers Welfare, the area under Kharif Bajra remains stable at 7001 thousand hectares same as sowed during the same period last year.

Bajra Kharif Sowing States	Area (in '000 Ha.)			Rainfall (in MM) (01- Jun-24 to 29-Sep-24)		
	27-Sep-24	27-Sep-23	% Change	Actual	Normal	% Dep.
ANDHRA PRADESH	26	20	30	661	515	28
BIHAR	16	8	113	798	988	-19
GUJARAT	168	197	-15	1049	710	48
HARYANA	470	452	4	409	426	-4
HIMACHAL PRADESH	1	0	0	595	733	-19
JAMMU AND KASHMIR	9	0	0	0	0	0
JHARKHAND	1	0	150	1011	1018	-1
others	6169	6285	-2	0	0	0
India	7001	7001	0	932	865	7.8

International Prices

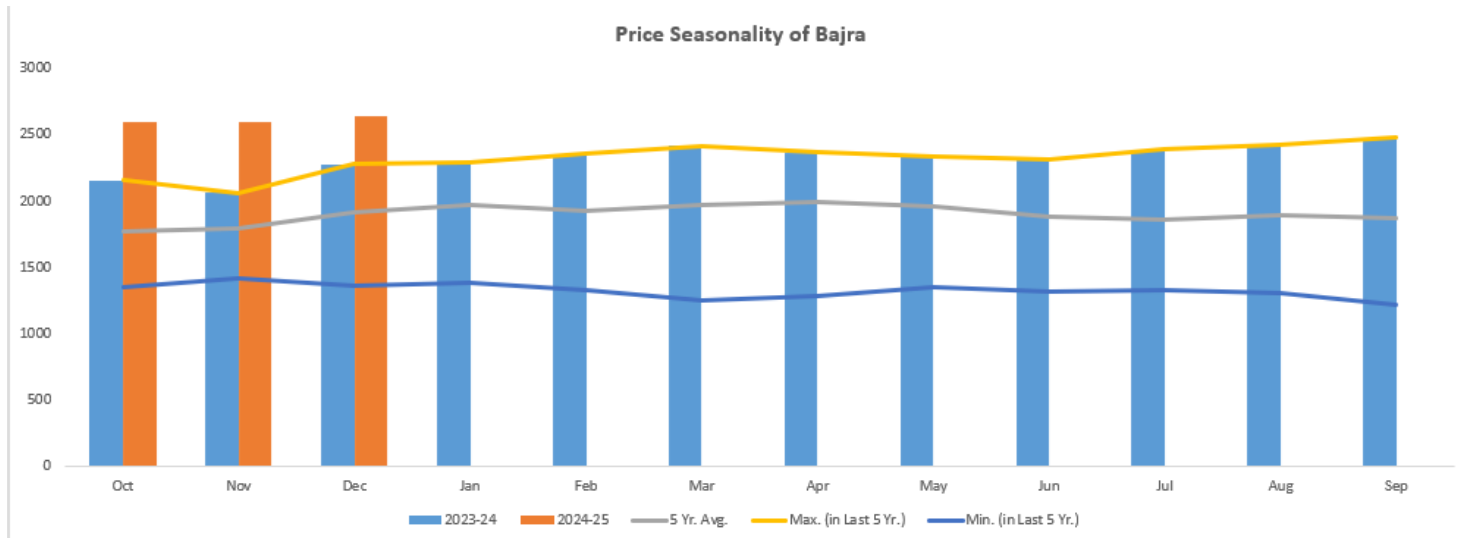
Currency (Pair with INR)

Row Labels	06-01-2025	03-01-2025	02-01-2025	01-01-2025
USD	85.8	85.8	85.8	85.7
GBP	106.8	106.3	107.5	107.3
EURO	88.5	88.1	88.9	88.8
YEN	54.4	54.5	54.7	54.5

Domestic Market Prices:

Seasonality:

At Jaipur market, Bajra average prices in Dec,24 month, hovers around INR 2635 per 100 kg, surged from INR 2274 per 100 KGs in Dec,23 month.



Spot Prices in INR/Qtl

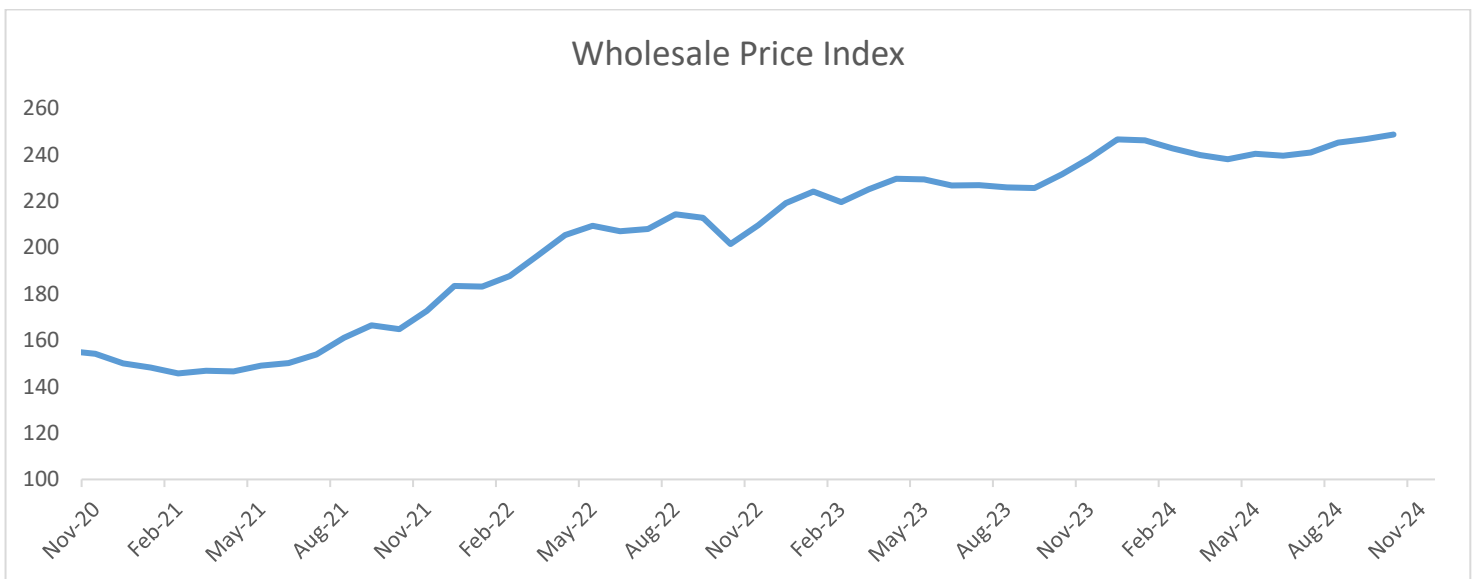
State	Market	06-01-2025	30-12-2024	Change
Gujarat	Kaavi	2400	2400	0
	Amirgadh	2605	2620	-15
	Jambusar	2200	2400	-200
Rajasthan	Kaman	2420	2380	40
	Chaksu	2480	2310	170
	Nohar	2455	2325	130
	Bansur	2395	2355	40
Uttar Pradesh	Mathura	2400	2487	-87
	Bhehjai	2522	2490	32
	Haathras	2420	2430	-10
	Kanpur	2625	2625	0
	Charra	2500	2490	10
	Agra	2528	2563	-35
	Etah	2505	2650	-145
	Firozabad	2479	2492	-13
	Mainpuri	2550	2386	164
Auraiya	2468	2500	-32	

NCDEX Spot prices: In INR/Qtl

Market	06-01-2025	30-12-2024	Change
Barley (Jaipur)	2527.5	2535.0	-7.5
Barley (Sriganganagar)	2415	2415.5	-0.5
Maize Delhi	2635	2605.0	30
Maize (Sangli)	2579.8	2519.4	60.4
Guarseed (Jodhpur)	5285	5265.1	19.9
Guarseed (Bikaner)	5260	5234.8	25.2

Inflation:

The Y-O-Y inflation rate for Nov 2024 is observed as 6.3%.



Feed raw material prices (in INR/tonne)

As per the data the feed raw prices are seen stable to Low as compared from previous week

Row Labels	03-Jan-25	27-Dec-24	Change
Cotton Ext. (Ex-Guntur) (38/16) O & A & Fibre	20,000	19,500	500
GN Exp.cake (Guj) 50/2.5	22,500	21,000	1,500
GN Ext. (Ex-Saur.) 45/2.5	21,000	20,000	1,000
Rape/Mustard seed (Rajasthan) (Ex-Mandi)	63,500	65,000	-1,500
Rapeseed Exp.cake (Raj) 40/2.5	23,000	24,500	-1,500
Rapeseed Ext. (Bulk) (Ex-Kandla) 38/2.5	270	270	-
Rapeseed Ext. (Ex-Rajasthan) 38/2.5	17,200	18,200	-1,000
Rapeseed Ext. (FOR) (Bulk) (Ex-Kandla) 38.2.5	18,000	18,000	-
RB Ext. (Ex-Punjab) 16/5/8	9,600	9,700	-100

**The information contained herein is of a general nature and is not intended to address the circumstances of any particular individual or entity. Although we endeavor to provide accurate and timely information, there can be no guarantee that such information is accurate as of the date it is received or that it will continue to be accurate in the future. No one should act on such information without appropriate professional advice after a thorough examination of the particular situation

RB Raw (16/5/8) Punjab	29,000	29,500	-500
Soya Ext.(EX-Indore) 48/2.5	31,300	31,500	-200
Soyabean Ext.(FAS) (Bulk) (Ex-Kandla) 48/2.5	375	375	-
Sunflower seed (Karn./Mah.) (Ex-Mandi)	65,000	65,000	-
Sunflowerseed Exp.cake (Mah/Karn) 25/2.5	35,000	36,000	-1,000
Sunflowerseed Ext. (Ex-Mah/Karn) 30/2.5	27,000	26,500	500

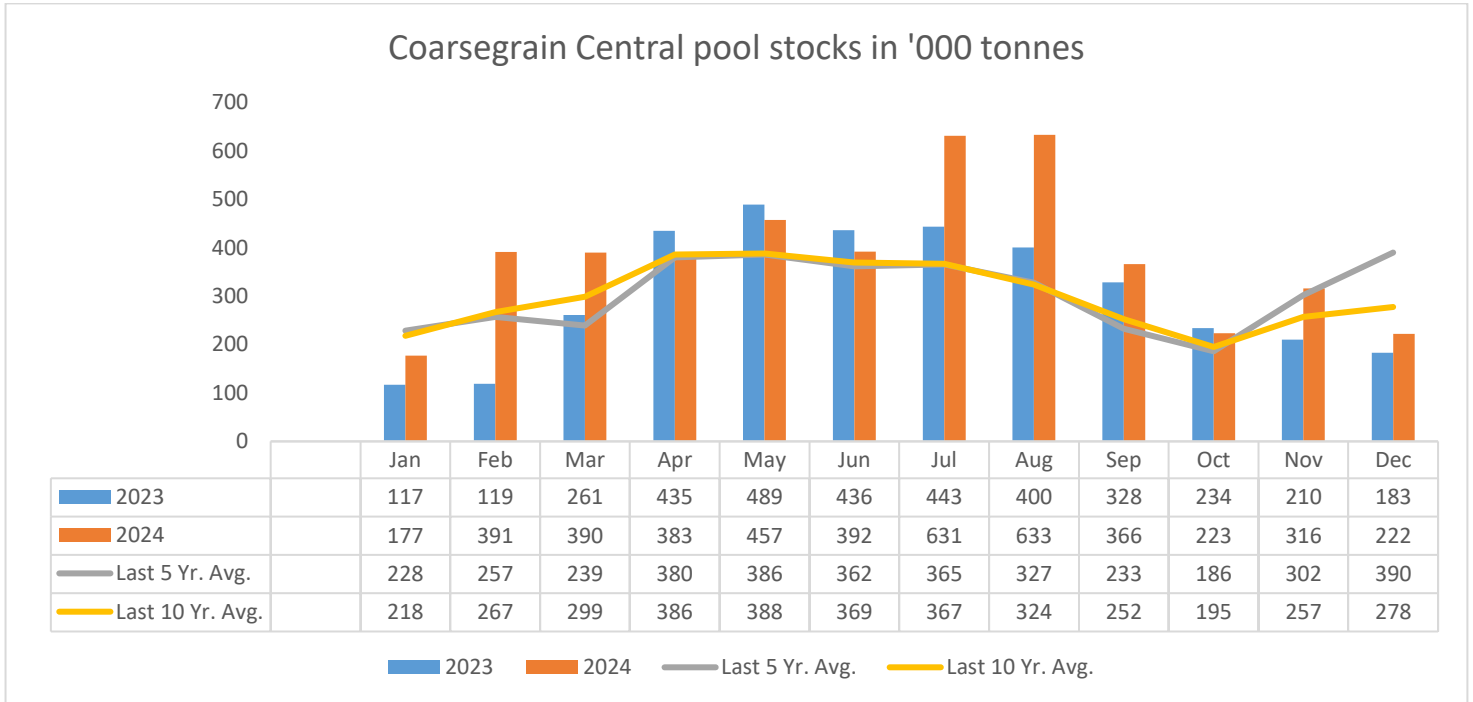
Arrivals

India Bajra's arrivals during the current marketing year (Oct.-Sep.) were up by 24%, reported at 635.9 '000. tonnes, compared to 510.5 '000 tonne reported for the same period last year.

State (Qty. in Mln tonne)	This Year		Last Year	% Change
	01-Oct-24 to 07-Jan-25	01-Oct-24 to 07-Jan-24		
Rajasthan	243.4	193.6		20
Haryana	190.0	42.6		78
Uttar Pradesh	99.9	183.1		-83
Madhya Pradesh	32.8	43.0		-31
Karnataka	25.0	27.2		-9
Gujarat	24.6	6.5		74
Maharashtra	18.0	13.9		23
India	635.9	510.5		24

Central Pool Stock

India's Coarse grains stocks in the Central Pool is reported at 390 '000 tonne in Dec 2024, higher than respective month in the last year, and higher among last five year and ten-year averages.



WASDE

Key Millet Producing Countries (in '000 MT)

Country	2024/2025(Dec)	2024/2025(Nov)	% Chg. (M-O-M)	2023/2024	% Chg.(Y-O-Y)
India	13,500	13,500	0	12,840	660
Niger	3,400	3,400	0	3,162	238
China	2,700	2,700	0	2,700	0
Mali	1,800	1,800	0	1,943	-143
Nigeria	1,700	1,700	0	1,559	141
Others	1,629	1,614	0.9	1,878	-249
Ethiopia	1,125	1,125	0	1,100	25
Senegal	1,100	1,100	0	1,353	-253
Burkina Faso	1,000	1,000	0	861	139
Sudan	1,000	1,000	0	684	316
Chad	700	700	0	634	66
Russia	400	400	0	440	-40
Tanzania	325	325	0	325	0
Nepal	314	314	0	314	0

Burma	240	240	0	240	0
Guinea	220	220	0	220	0

World Millet Supply and Demand (in '000 MT/HA)

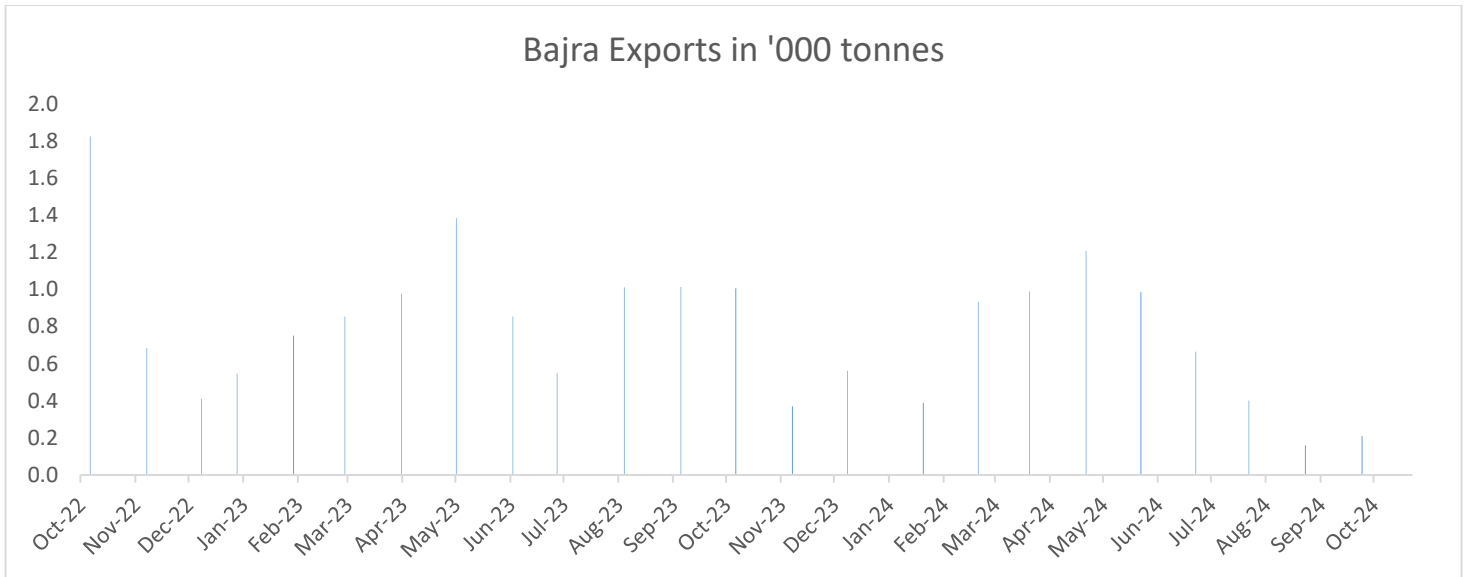
Attribute	2024/2025(Dec)	2024/2025(Nov)	% Chg. (M-O-M)	2023/2024	% Chg.(Y-O-Y)
Area Harvested	30,976	30,976	0	31,126	-150
Beginning Stocks	625	625	0	685	-60
Production	31,153	31,138	0	30,253	900
Imports	0	0	0	0	0
Total Supply	31,778	31,763	0	30,938	840
Exports	0	0	0	0	0
Feed Dom. Consumption	1,871	1,871	0	1,918	-47
FSI Consumption	29,287	29,272	0	28,395	892
Domestic Consumption	31,158	31,143	0	30,313	845
Ending Stocks	620	620	0	625	-5
Total Distribution	31,778	31,763	0	30,938	840
Yield	1.01	1.01	0	0.97	0.03

India Millet Supply and Demand (in '000 MT/HA)

Attribute	2024/2025(Dec)	2024/2025(Nov)	% Chg. (M-O-M)	2023/2024	% Chg.(Y-O-Y)
Area Harvested	9,500	9,500	0	9,070	430
Beginning Stocks	615	615	0	675	-60
Production	13,500	13,500	0	12,840	660
Imports	0	0	0	0	0
Total Supply	14,115	14,115	0	13,515	600
Exports	0	0	0	0	0
Feed Dom. Consumption	1,600	1,600	0	1,600	0
FSI Consumption	11,900	11,900	0	11,300	600
Domestic Consumption	13,500	13,500	0	12,900	600
Ending Stocks	615	615	0	615	0
Total Distribution	14,115	14,115	0	13,515	600
Yield	1.42	1.42	0	1.42	0.01

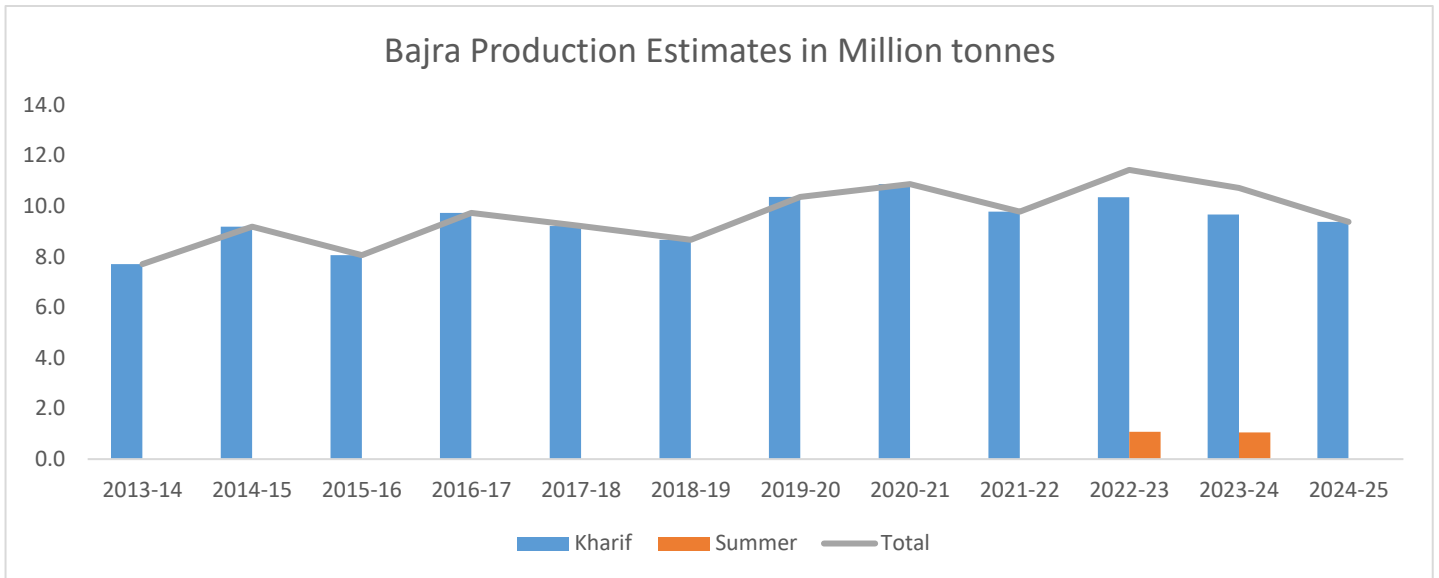
Trade Details

Exports: India's Bajra export 2023-24 (Oct.-Sept.), in Oct,24 is totaled at 0.2 thousand tonne against 1.0 thousand tonne exported during same period in previous year.



India's Production Advance Estimates

According to the agriculture ministry data, India Bajra's production is estimated in First Advance estimates to 9.4 million tonne in the 2024-25 crop year (July-June) from 10.7 million tonne in the previous year.



Disclaimer: The information in this report is provided solely for informational purposes and should not be regarded as a recommendation to buy, sell, or otherwise deal with any particular investment. The given material is subject to change and although based upon information that we consider reliable; it is not guaranteed as to accuracy or completeness. The material is not intended to be used as a general guide to investing or as a source of any specific investment recommendations. Investors with any questions regarding the suitability of the products referred to in this presentation should consult their financial and tax advisors. This document transmission cannot be guaranteed to be secure or error-free as information could be intercepted, corrupted, lost, destroyed, incomplete or contain viruses and any views expressed in this message are those of the individual sender and no binding nature of the message shall be implied or assumed unless the sender does so expressly with due authority of Agnomics Analytics Lab Pvt Ltd., its Parent Company/ Associates/Subsidiaries. Agnomics Analytics Lab Pvt Ltd. disclaims all liability for any loss or damage whatsoever arising out of or resulting from the receipt, use, transmission, or interruption of this email. This material does not constitute an offer or solicitation to any person in any jurisdiction in which such offer or solicitation is not authorized or to any person to whom it is unlawful to make such an offer or solicitation. Persons into whose possession this document may come are required to inform themselves of and to observe such restrictions. This document is confidential. It may not be reproduced, distributed, or transmitted without the express written consent of Agnomics Analytics Lab Pvt Ltd., which reserves all rights. Copyright reserved.