

Executive Summary

- At Jaipur, Rapeseed price increased by 350 INR, price quoted at 64,800 INR/Tonne.
- India's Palm oil imports fell 40% in December 2024 from the previous month to 503 thousand tonne.
- Winnipeg canola Jan 2025 decreased by C \$ 0.4 /t at C \$ 636.5 /t.
- Last week Rapeseed oil prices in European ports have decreased due to unpredictable demand.

Particulars	Latest	+/- Change
Spot Price (INR/MT)		
Jaipur	64388	45
Indian Domestic Update (Jaipur) (INR/MT)		
Rapeseed	64800	350
Rapeseed Meal	17010	20
Rapeseed Oil	130000	2000
Currency Reference (Pair with USD)		
India (INR)	85.8	0.2
Brazil (BRL)	6.2	0
Argentina (ARS)	1030.4	1.6
Ukraine (UAH)	41.7	-0.2
Malaysia	4.5	0
China (CNY)	7.3	0
Australia (AUD)	1.6	0
Japan (JPY)	157.7	-0.2
Canada (CAD)	1.4	0

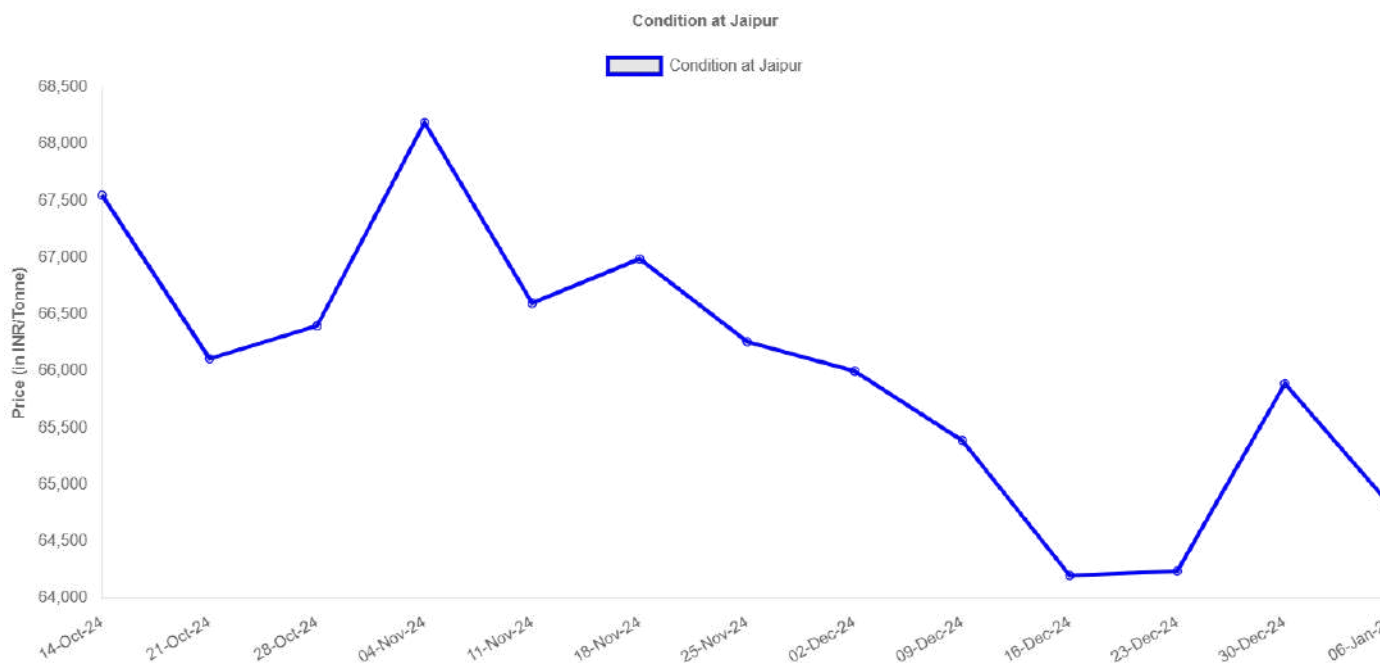
Domestic News

- At Jaipur, Rapeseed price increased by 350 INR, price quoted at 64,800 INR/Tonne, Rapeseed Meal price remained stable, price quoted at 17,010 INR/Tonne, Rapeseed Oil price increased by 2,000 INR, price quoted at 1,30,000 INR/Tonne.
- India's Palm oil imports fell 40% in December 2024 from the previous month to 503 thousand tonne, the lowest level since March 2023.
- Soybean oil imports in December increased by 3% from the previous month to 420 thousand tonne, the highest in four months, while sunflower oil imports decreased 22% to 265 thousand tonne.
- The government is expected to increase ethanol prices between ₹1.50 and ₹1.70 per liter for the current ethanol supply year (ESY), which started in November 2024. However, the price hike is expected to be limited to ethanol made from sugarcane juice/syrup and B-heavy molasses, where the prices for ethanol derived from maize, damaged foodgrains (rice), and C-heavy molasses remaining same.
- As of 30 December, 2024, Mustard sowing decreased to 8.8 million Ha in comparison with last year (2024-25) which was 9.3 million Ha last year 2023-24

International News

- Winnipeg canola Jan 2025 decreased by C \$ 0.4 /t at C \$ 636.5 /t.
- Last week Rapeseed oil prices in European ports have decreased since last week due to unpredictable demand. Rapeseed oil for January loading was offered €5 per tonne less than on Friday, December 27, at €1,085 per tonne FOB Rotterdam.
- US DDGS production rose to 1.8 thousand tonne.
- According to the US Department of Energy's weekly petroleum report, US Ethanol Stocks Rise 2.4% to 23.6 million Bbl.
- Indonesia's Energy and Mineral Resources Minister signed a decree on last Friday designating 15.6 million kiloliters of biodiesel for 2025 distribution, giving the sector till the end of next month to adjust to the greater level of the fuel in the mix.
- According to Deputy Energy and Mineral Resources Minister of Indonesia, the industry will require around 1.5 months to remove existing B35 stockpiles and upgrade infrastructure to run the B40 biodiesel strategy.

Spot Prices (Rapeseed)



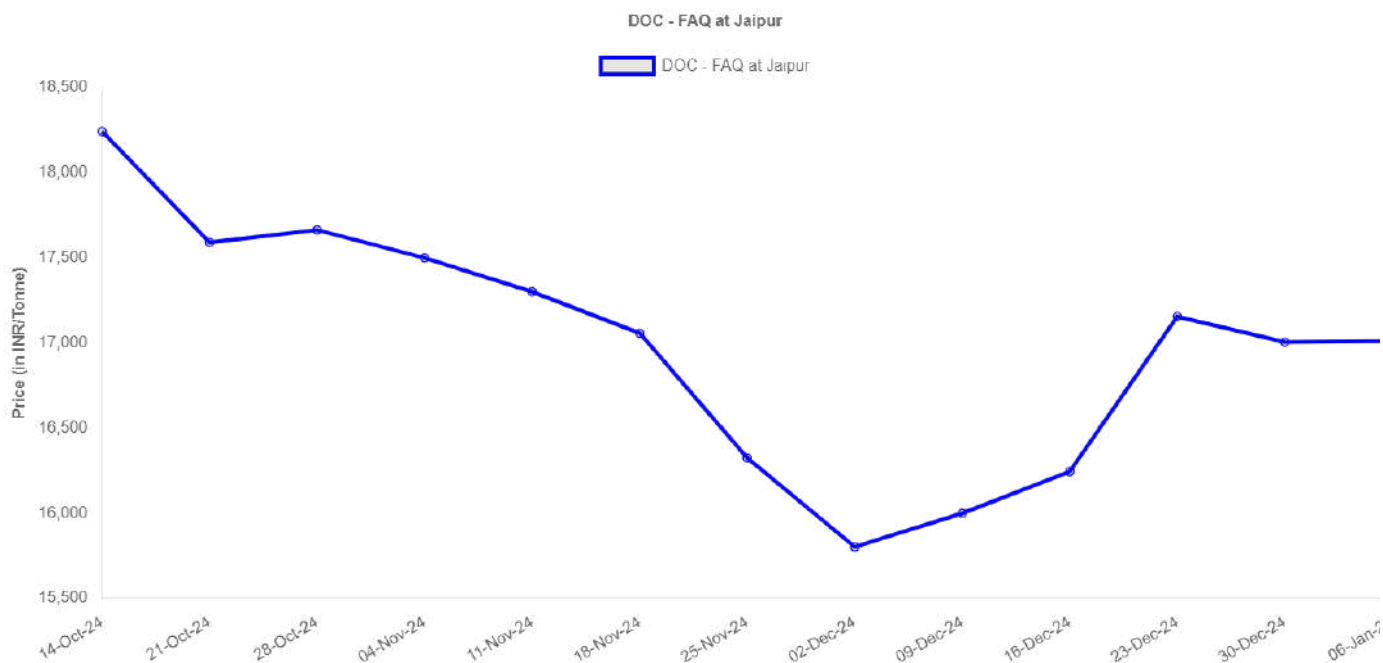
Source: agAlabs

Rapeseed Prices in Domestic Market (INR/Tonne):

Variety	Market	06-Jan-25	03-Jan-25	Change
Condition	Agra	67810	67240	570
Condition	Alwar	60900	59950	950
Condition	Delhi	63700	62400	1300
Condition	Hapur	63650	63450	200
Condition	Jaipur	64800	64450	350
Condition	Kota	61600	62100	-500
Condition	Morena	61000		
Non-Condition	Baran	60950		
Non-Condition	Bhind	60050		
Non-Condition	Kota	58050	60000	-1950
Non-Condition	Morena	58850		
Non-Condition	Neewai	60850	60500	350
Non-Condition	Sri Ganganagar	57900	57450	450

Source: agAlabs

Spot Prices (Rapeseed Meal)



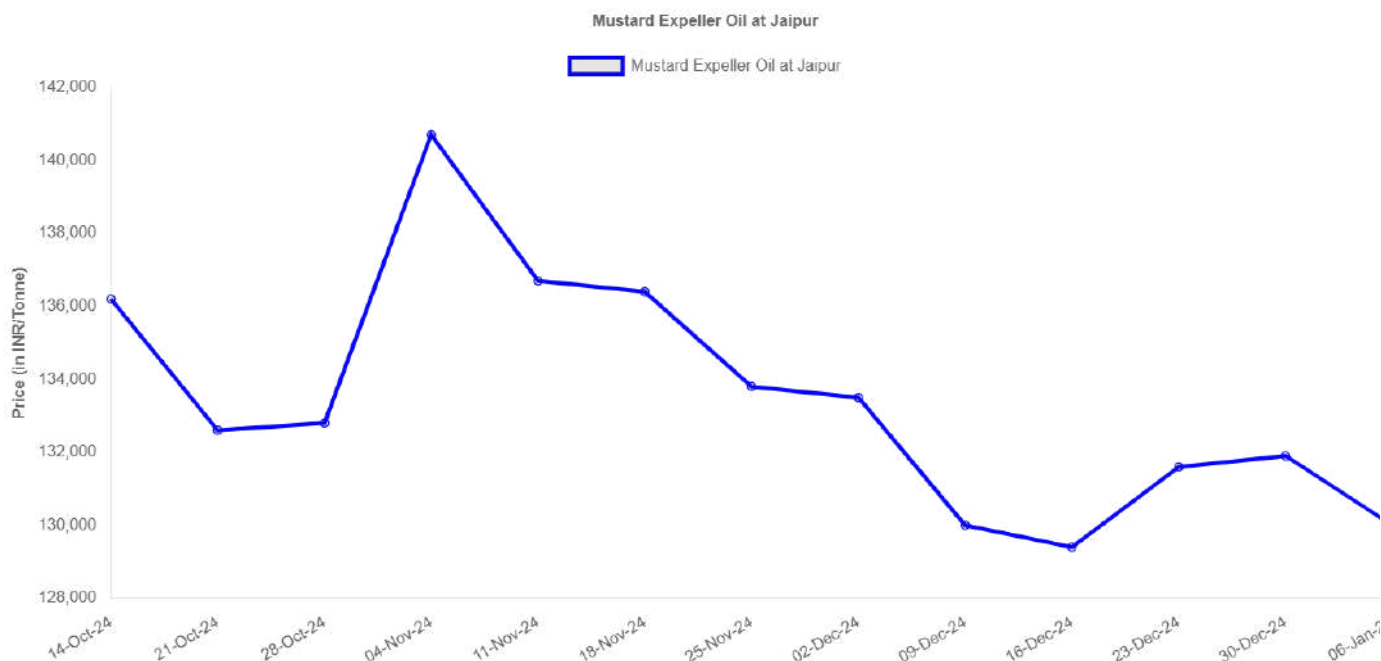
Source: agAlabs

Rapeseed Meal Prices in Domestic Market (INR/Tonne):

Variety	Market	06-Jan-25	03-Jan-25	Change
DOC - FAQ	Alwar	17995	18000	-5
DOC - FAQ	Jaipur	17010	16990	20
DOC - FAQ	Kandla	16995	16995	0
FAQ	Sri Ganganagar	23350	23300	50

Source: agAlabs

Spot Prices (Rapeseed Oil)



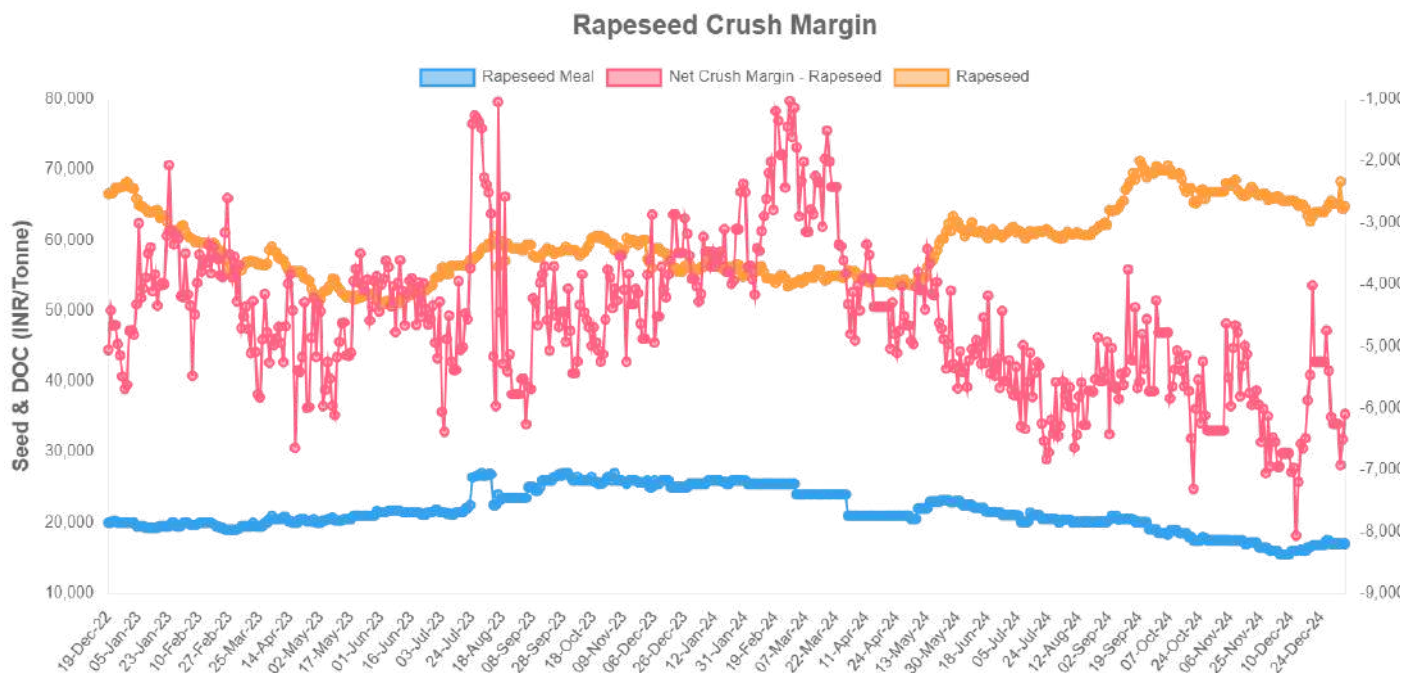
Source: agAlabs

Rapeseed Oil Prices in Domestic Market (INR/Tonne):

Variety	Market	06-Jan-25	03-Jan-25	Change
Kacchi Ghani	Agra	132600	131400	1200
Kacchi Ghani	Jaipur	133100	131100	2000
Kacchi Ghani	Kota	132000	132900	-900
Kacchi Ghani	Neewai	132100	131000	1100
Kacchi Ghani	Sri Ganganagar	133000	131550	1450
Mustard Expeller Oil	Hapur	141500	139500	2000
Mustard Expeller Oil	Jaipur	130000	128000	2000
Mustard Expeller Oil	Kota	127000	127500	-500
Mustard Expeller Oil	Mumbai	135500	136000	-500
Mustard Expeller Oil	Neewai	131000	128500	2500
Mustard Expeller Oil	Sri Ganganagar	131500	130000	1500

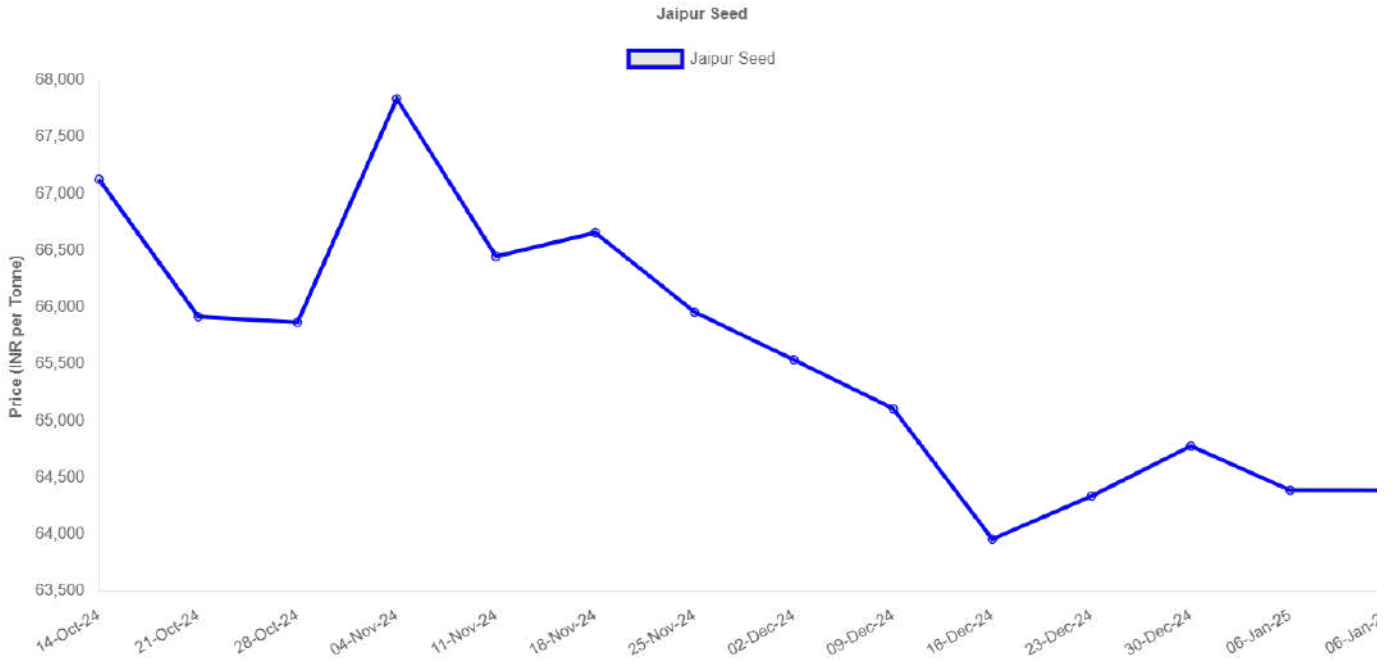
Source: agAlabs

Crush Margin



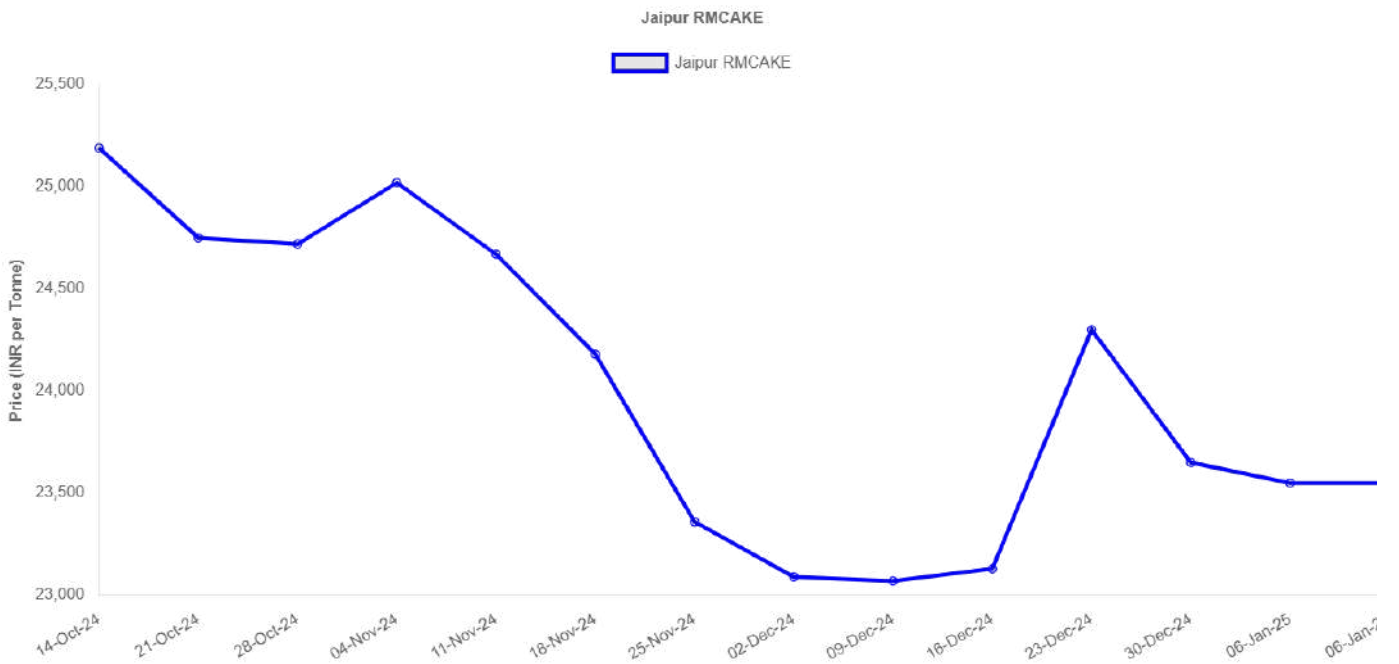
Rapeseed Crush Parity	06-Jan-25	03-Jan-25	Change
Rapeseed Price Ex. Jaipur (Rs./Tonne)	64800	64450	350
Crush Expenses (Rs./Tonne)	1250	1250	0
Quality Tolerance	-486	-483.375	-2.62
Cash Discount	-648	-644.5	-3.5
Total Cost (Rs./Tonne)	64916	64572.1	343.9
Oil Price Ex. Jaipur (Rs./Tonne) Excl GST	130000	128000	2000
Realization Oil Share (37%)	48100	47360	740
Oilcake Price Ex Jaipur (Rs./Tonne)	17010	16990	20
Realization Meal Share (63%)	10716.3	10703.7	12.6
Total Realization (Rs./Tonne)	58816.3	58063.7	752.6
Net Crush Margin (Rs./Tonne)	-6099.7	-6508.42	408.72

Spot (Rapeseed)



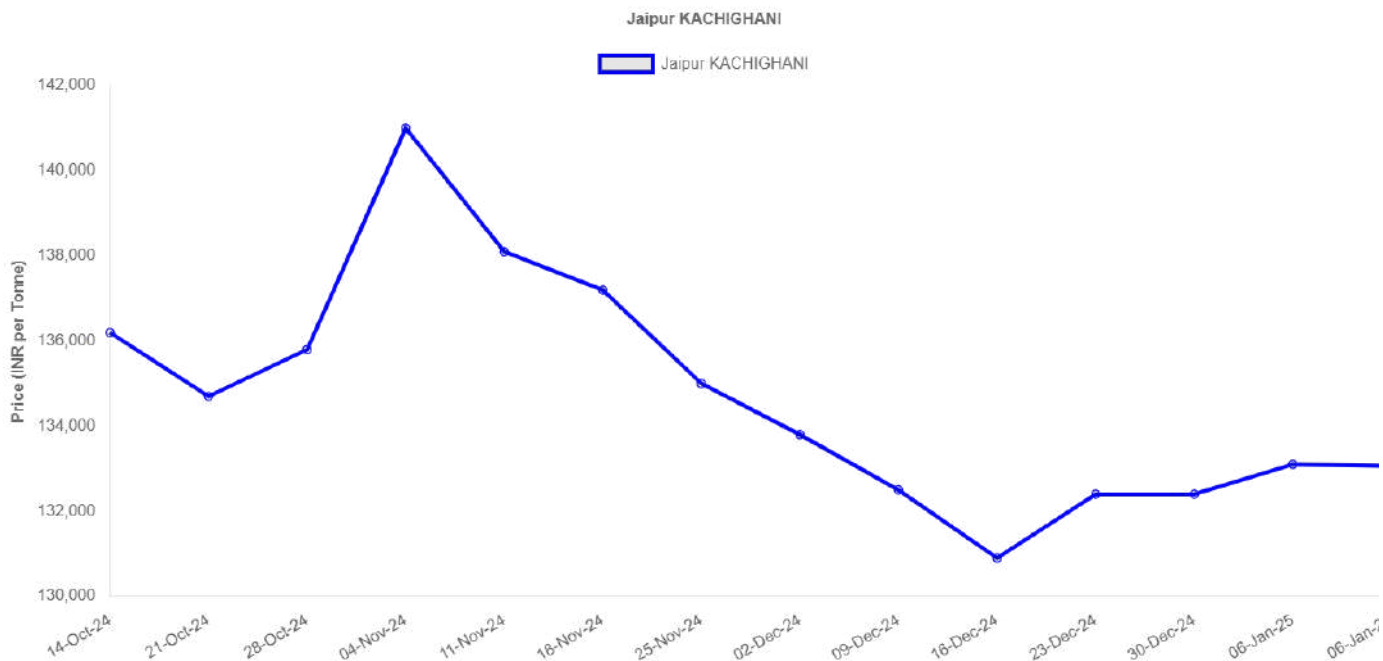
Source: agAlabs

Spot (Rapeseed Meal)



Source: agAlabs

Spot (Rapeseed Oil)

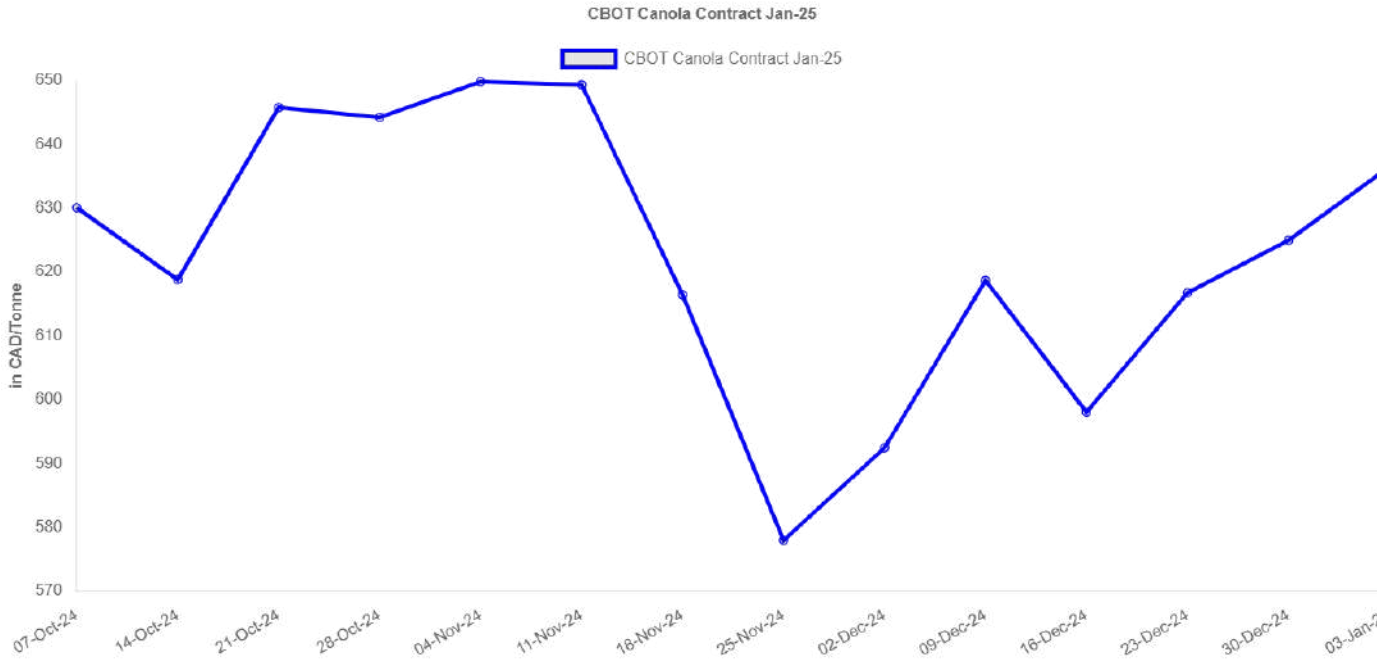


Source: agAlabs

WCE Canola Price Comparison

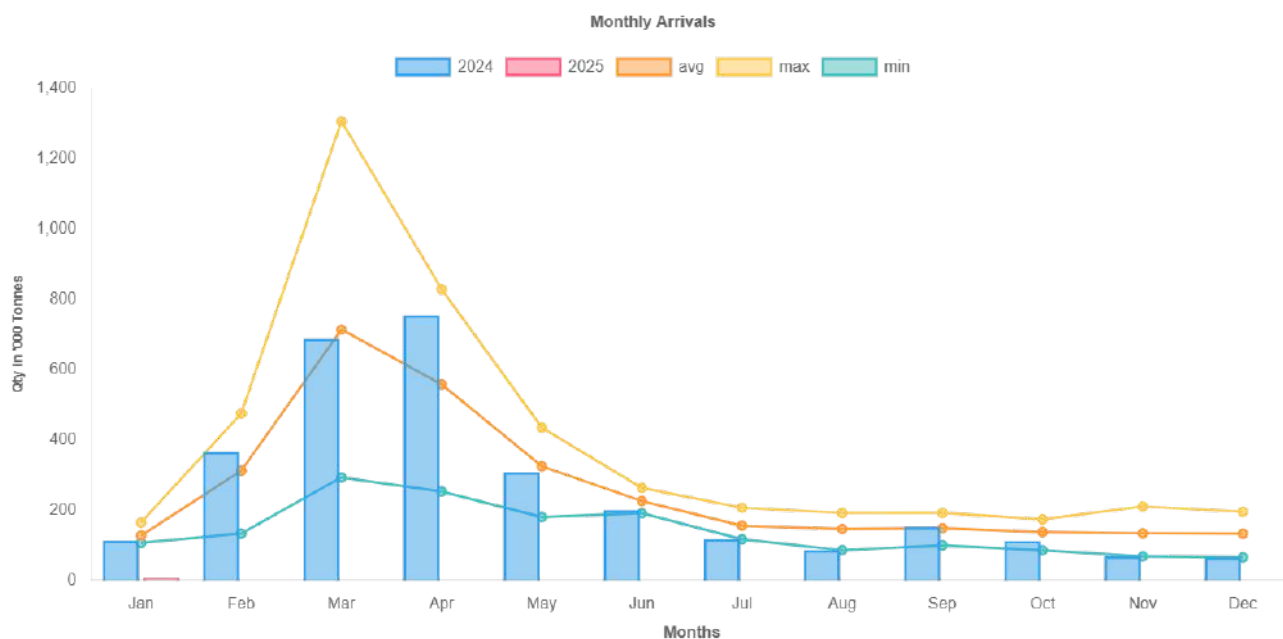
Month	03-Jan-25	02-Jan-25	Change	W-O-W	M-O-M
Jan-25	636.5	636.9	-0.4	14.6	49.6
Mar-25	624	625	-1	6.8	25.1
May-25	628.7	632.5	-3.8	5.2	19.2
Jul-25	631.1	634.8	-3.7	5.3	18
Nov-25	607.8	611.4	-3.6	3.4	15.7

WCE Canola Update



Month	Open	High	Low	Close	USD/Tonne
Jan-25	630	636.5	630	636.5	465
Mar-25	624.7	625.7	618.6	624	456
May-25	632.1	633.5	626.3	628.7	459
Jul-25	634.2	634.2	629	631.1	461
Nov-25	611.1	611.1	606.5	607.8	444

Arrivals



Note: Current month arrivals are total till date, Avg, Min, Max corresponds to previous 5 marketing years; source: Agmarknet

Rapeseed Cumulative arrivals (in '000 Tonnes):

States	This Year	Last Year	% Change
Rajasthan	1263	1361	-7.2
Madhya Pradesh	371	537	-30.9
Haryana	337	159	111.9
Uttar Pradesh	326	616	-47.1
Gujarat	224	245	-8.6
West Bengal	21	19	10.5
India	2555	2948	-13.3

source: Agmarknet

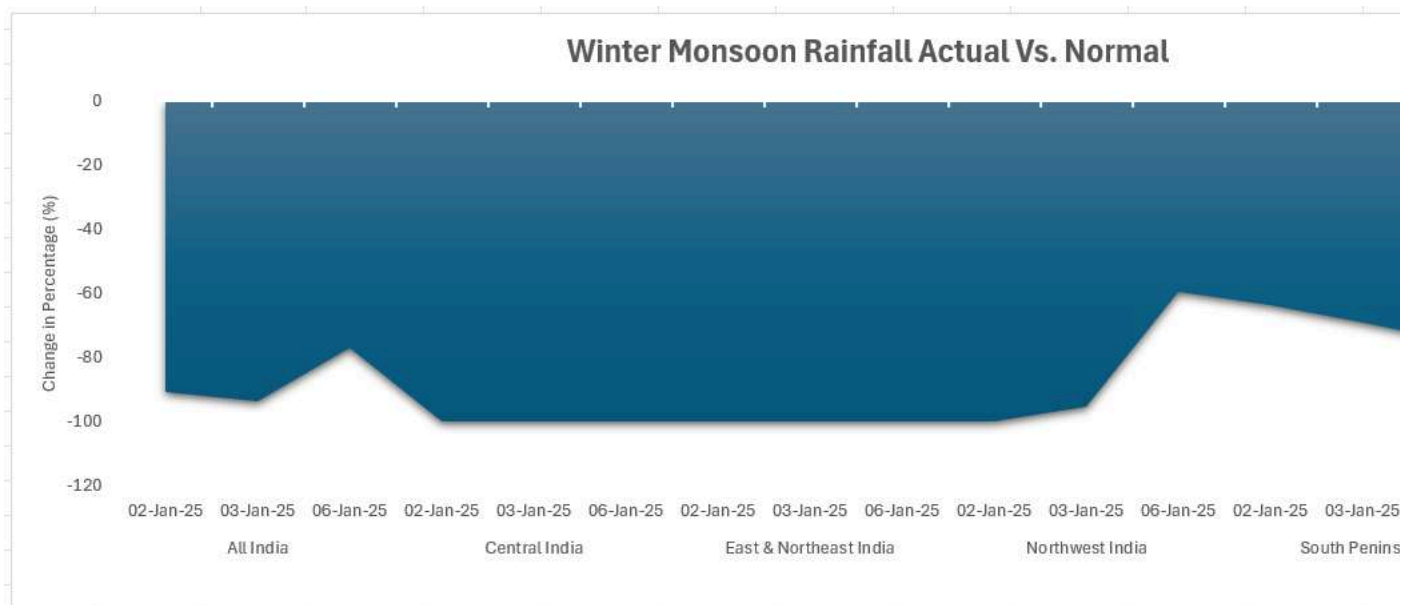
Region Rainfall

As of 6, Jan ,2025, Winter Monsoon rainfall decreased by 76 %, where Acutal rainfall is 0.6 mm in comparison with Normal rainfall of 2.6 mm.

India Weather Updates: Winter Monsoon Rainfall (in mm):

Region	Actual	Normal	% Departure From LPA
India	0.6	2.6	-76
Central India	0	1.4	-100
East & Northeast India	0	2.7	-99
Northwest India	1.7	4.2	-59
South Peninsula	0.5	2	-76

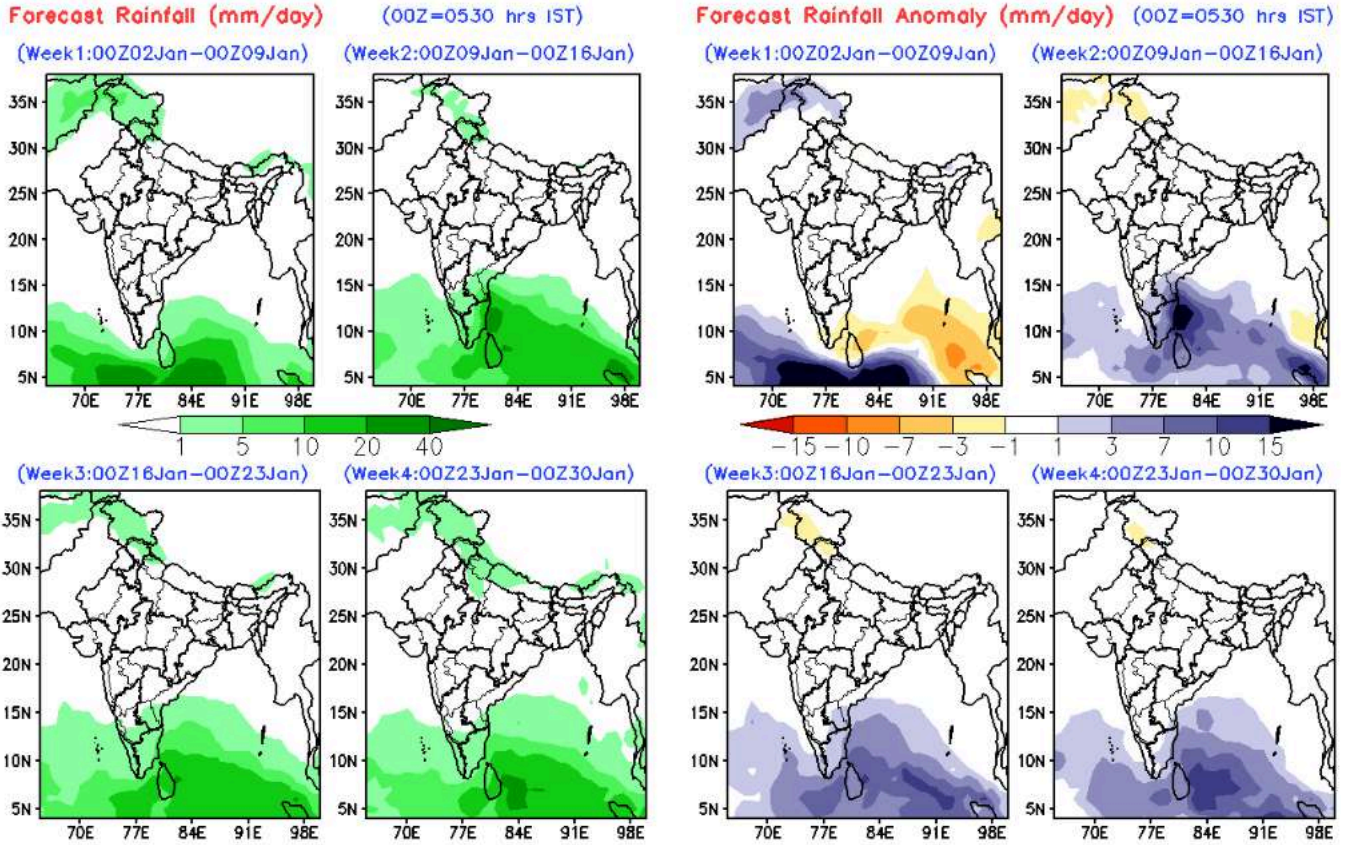
Source: IMD



06 January 2025

Rainfall Forecast

Precipitation outlook for next four weeks:



source: IMD

Disclaimer: The information in this report is provided solely for informational purposes and should not be regarded as a recommendation to buy, sell, or otherwise deal with any particular investment. The given material is subject to change and although based upon information that we consider reliable; it is not guaranteed as to accuracy or completeness. The material is not intended to be used as a general guide to be investing or as a source of any specific investment recommendations. Investors with any questions regarding the suitability of the products referred to in this presentation should consult their financial and tax advisors. This document transmission cannot be guaranteed to be secure or error-free as information could be intercepted, corrupted, lost, destroyed, incomplete or contain viruses and any views expressed in this message are those of the individual sender and no binding nature of the message shall be implied or assumed unless the sender does so expressly with due authority of Agnomics Analytic s Lab Pvt Ltd., its Parent Company/ Associates/Subsidiaries. Agnomics Analytics Lab Pvt Ltd. disclaims all liability for any loss o r damage whatsoever arising out of or resulting from the receipt, use, transmission, or interruption of this email. This material does not constitute an offer or solicitation to any person in any jurisdiction in which such offer or solicitation is not authorized o r to any person to whom it is unlawful to make such an offer or solicitation. Persons into whose possession this document may come are required to inform themselves of and to observe such restrictions. This document is confidential. It may not be reproduced, distributed, or transmitted without the express written consent of Agnomics Analytics Lab Pvt Ltd., which reserves all rights. Copyright reserved