

Executive Summary

Rice Summary Table:

Particulars	Latest	+/- Change
Mandi Prices (INR/Tonne)		
Delhi (Basmati)	121000	100
Karnal (1121 Steam)	78600	700
Nizamabad (BPT Raw)	46950	-1000
Karnal (Sabarmati Steam)	41950	50
International Prices		
CBOT Rough Rice (USD/100 Pounds)		
Jan-25	13.8	-0.3
Mar-25	13.9	-0.2
May-25	14.1	-0.2
FOB (USD/Tonne)		
Thailand	498	-4
Vietnam	478	-8
Currency Reference (Pair with USD)		
India (INR)	85.8	0.2
United Kingdom (GBP)	0.8	0
European Union (EURO)	1	0
Japan (JPY)	157.7	-0.2

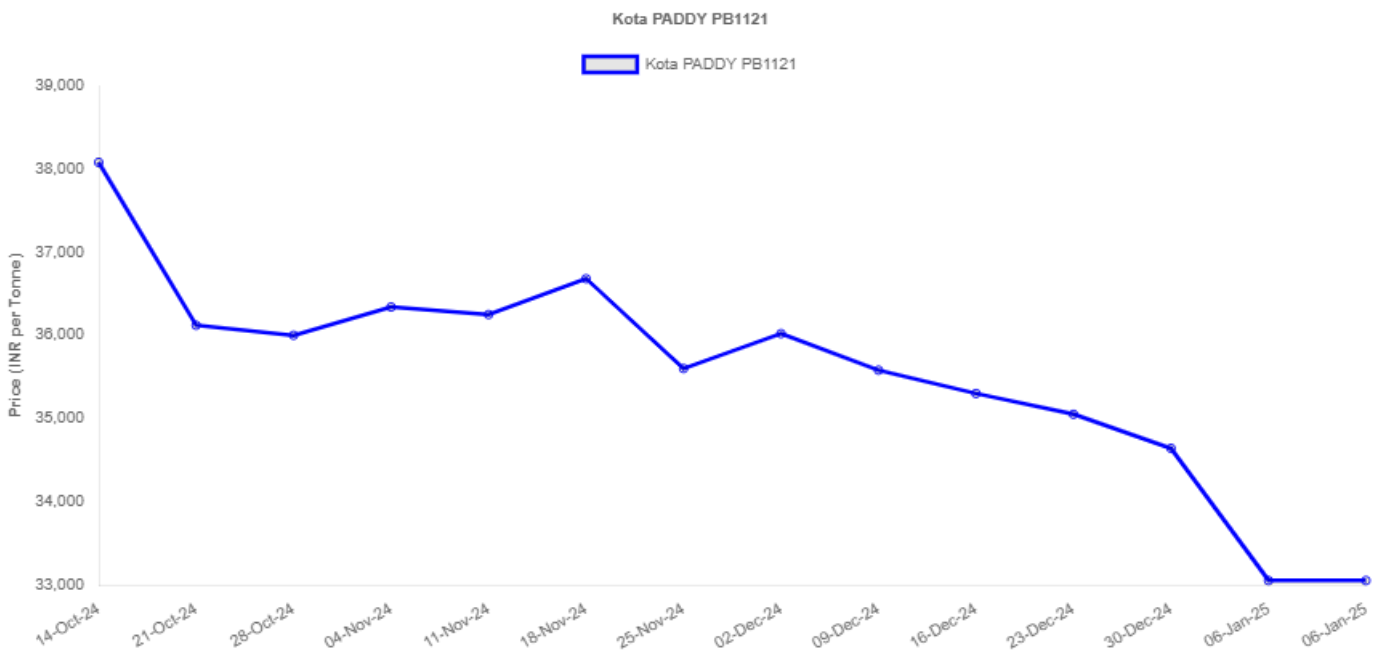
Domestic News

- Kerala's Agricultural Demands for the 2025-26 Union Budget:** In preparation for the 2025–26 Union Budget, Kerala's agriculture sector has outlined essential demands aimed at improving farmer welfare and addressing significant challenges. The state seeks a substantial increase in the minimum support prices (MSP) for paddy and copra, recommending a rise to Rs 40 and community-driven solutions. Special assistance for 'Krishikootam' collectives, particularly those centered on women farmers, is another focus, as over 25,000 such groups have been established to support cooperative farming. Furthermore, Kerala is requesting state-specific aid for promoting organic, natural, and integrated farming systems, alongside increased funding for schemes under the Sub-Mission on Agricultural Mechanisation (SMAM). Agriculture Minister P. Prasad has expressed concern that Kerala was not allowed to present its requirements at a recent pre-Budget discussion, highlighting the urgency of these requests as the state navigates various agricultural challenges. (Source: The Hindu)
- Update on Paddy Procurement in Sundargarh District:** In Sundargarh district, paddy procurement has begun to gain momentum after a sluggish start, with over 115,000 quintals of paddy collected by Tuesday afternoon. Official purchasing started on December 20, with paddy procurement centers (PPCs) established in three locations across the district. Out of 133 PPCs, 107 are currently operational. The district aims to procure a total of 194,338 tonnes of paddy from 54,441 registered farmers. As of now, 2,752 farmers have sold their produce, and 780 have received payments. The process has reportedly been smooth, with no reports of harassment during sales. To protect local farmers from fraud, especially from paddy being illegally brought in from neighboring states to take advantage of the higher minimum support price (MSP) of Rs 3,100 per quintal, authorities have implemented measures including surveillance cameras at 18 border entry points and the deployment of enforcement teams to oversee operations. Additionally, some farmers have expressed concerns about crop damage or low yields due to moisture stress in the kharif crop season, with calls from various communities for a drought-like situation to be declared. (Source: MSN)
- Decline in Paddy Production and Yields in Ludhiana District During Kharif Season:** In Ludhiana district, paddy production in the Kharif season has reached its lowest level in five years, according to government data. Paddy yields have dropped by over 7% compared to 2023, and rice production has decreased by more than 8% in 2024. Experts attribute this decline primarily to the high sowing of the PR-126 variety of paddy (about 46%) and insufficient rainfall during early sowing. Although the area planted with paddy is the lowest in five years, it is only 0.8% less than in 2023. The agriculture department's experiments indicate that paddy yield in 2024 is 7,014 kg per hectare, which is 7.44% lower than the 2023 yield of 7,578 kg per hectare. (Source: Janta se Rishta)

International News

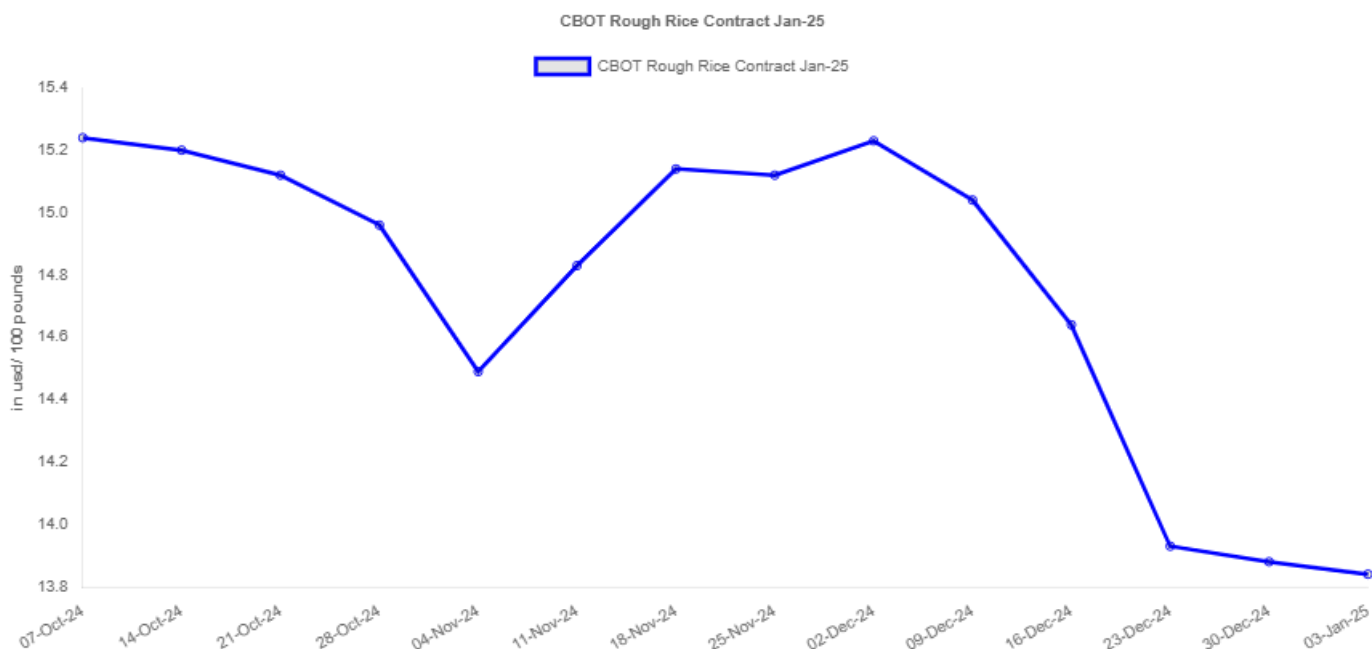
New Worm Infestation Threatens Sri Lanka's Paddy Farmers Amid Ongoing Crises: Paddy farmers in Sri Lanka are facing a serious new challenge due to an outbreak of an unidentified worm species that is destroying their crops. This issue comes on the heels of previous difficulties, including severe flooding and damage from wildlife, particularly elephants. Many farmers are still recovering from recent floods that buried their fields in sand and complicated the process of securing compensation for their losses. In regions like Anuradhapura, farmers report that despite their efforts with various pesticides, the worm infestation remains uncontrolled, threatening to significantly reduce their harvests. Farmers are concerned that if authorities do not take immediate action, the pest could spread further, worsening the agricultural crisis and impacting their livelihoods even more. They are calling for urgent intervention to protect their crops. (Source:Adaderana)

Spot



Source: agAlabs

CME Exchange Data



Source: CBOT

CBOT Rough Rice (USD/100 Pounds):

Month	Open	High	Low	Close	USD/Tonne
Jan-25	14	14	13.8	13.8	305
Mar-25	14.2	14.2	13.9	13.9	307
May-25	14.2	14.3	14.1	14.1	312
Jul-25	14.3	14.3	14.3	14.3	315

Source: CBOT

CME Exchange Comparison

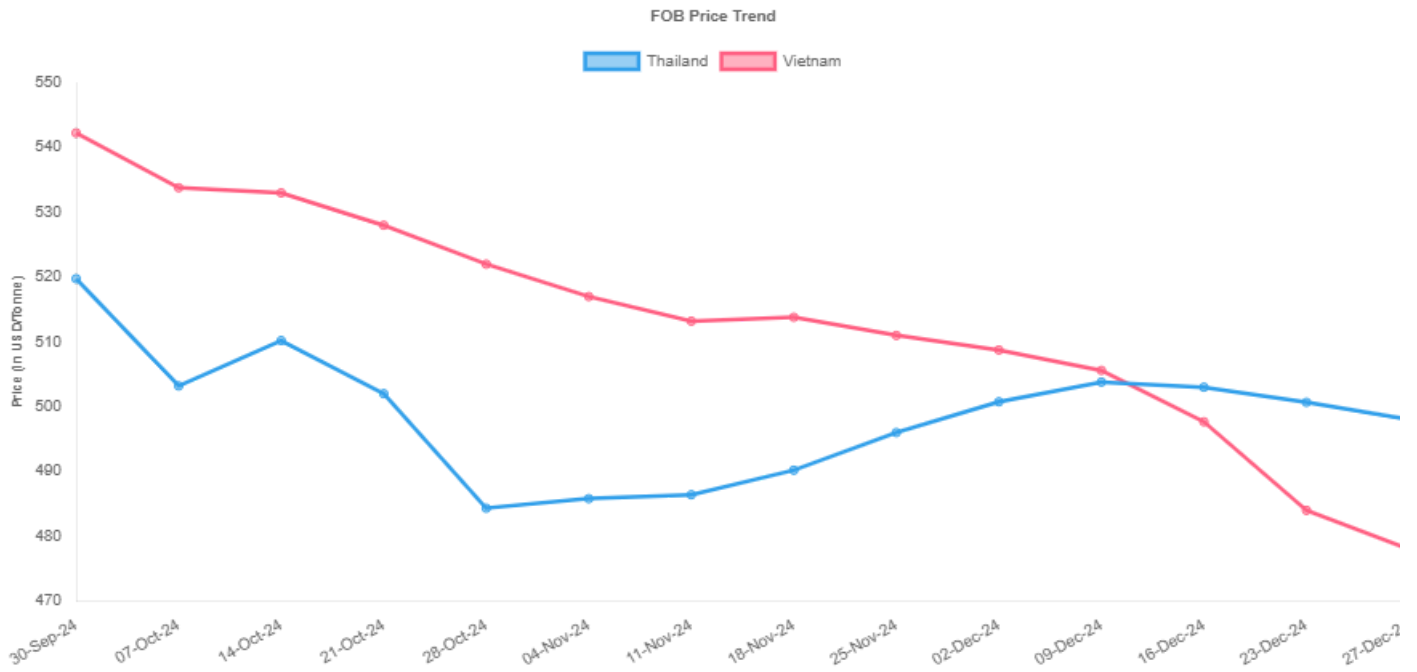
CBOT Rough Rice (USD/100 Pounds):

Month	03-Jan-25	02-Jan-25	Change	W-O-W	M-O-M
Jan-25	13.8	14.1	-0.3	0	-1.5
Mar-25	13.9	14.1	-0.2	0	-1.5
May-25	14.1	14.3	-0.2	-0.1	-1.5
Jul-25	14.3	14.6	-0.3	-0.1	-1.3

Source: CBOT

FOB Price

FOB Price Trends



Source: IGC

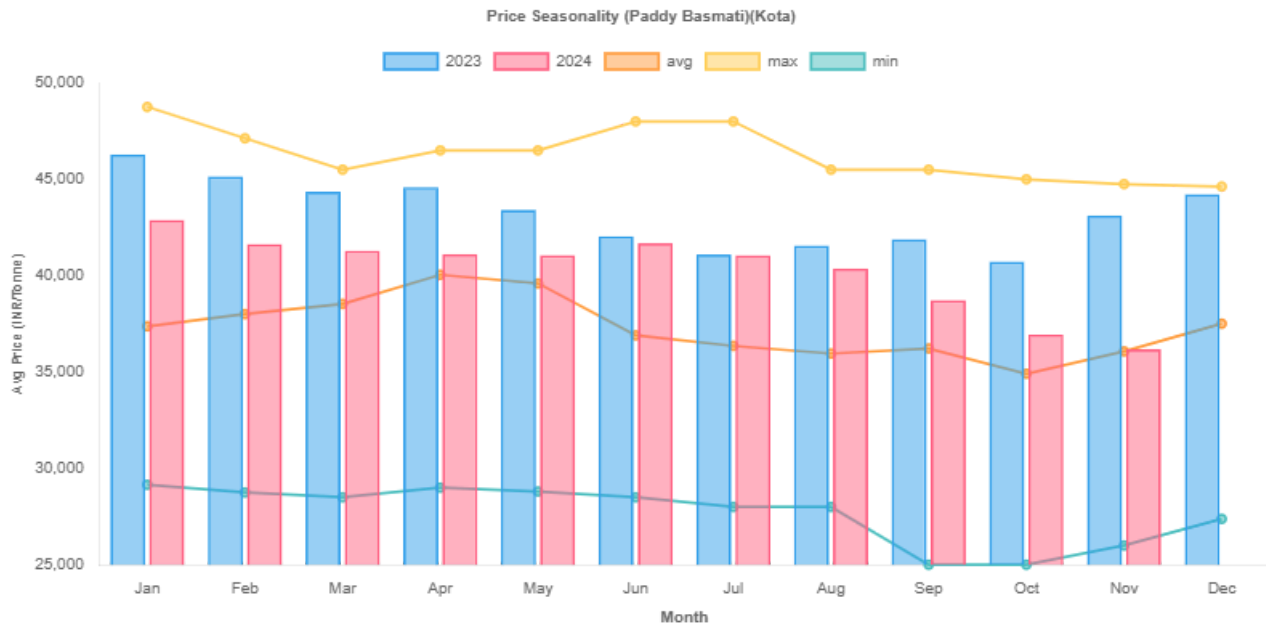
FOB (USD/Tonne)

Origin	27-Dec-24	26-Dec-24	Absolute Change
Thailand	498	502	-4
Vietnam	478	486	-8

Source: IGC

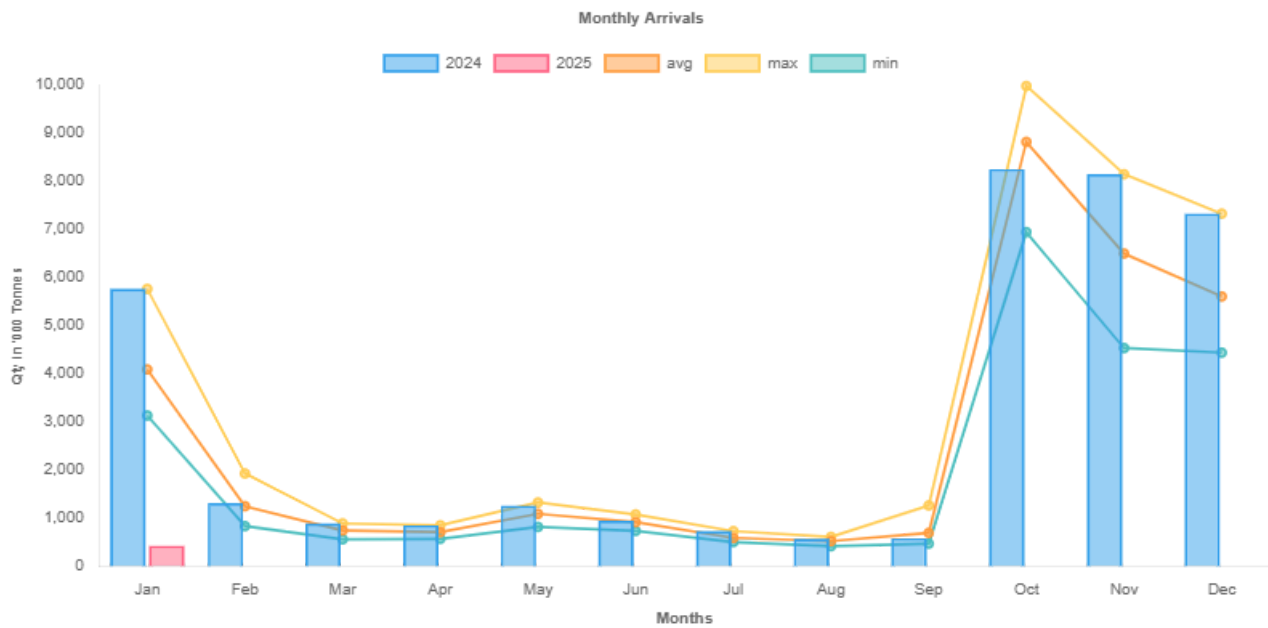
Price Seasonality

At kota market, paddy Basmati average prices in Jan 25, hovers around 34,575 INR per tonne, lower price than previous year during corresponding month.



Note: Current month prices are average till date, Avg, Min, Max corresponds to previous 5 years; source: agAlabs

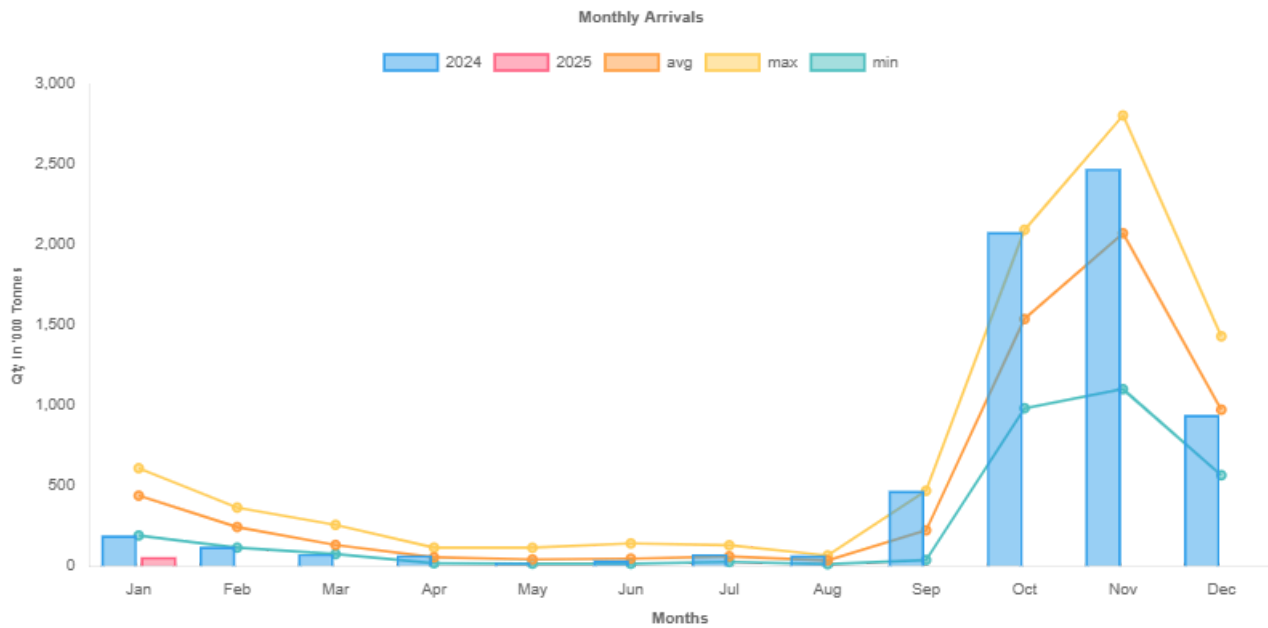
Paddy_(Common Variety)_Arrivals



Note: Avg, Min, Max corresponds to previous 5 marketing years; source: Agmarknet

State	1-Oct-24 to 06-Jan-25	1-Oct-24 to 06-Jan-24	% Change
Punjab	7171.9	6340.6	13.1
Chattisgarh	6162	3799.6	62.2
Haryana	3456.7	4783.6	-27.7
Uttar Pradesh	3373.3	3261.1	3.4
India	25515.1	22454.9	13.6

Paddy_(Basmati) Arrivals



Note: Avg, Min, Max corresponds to previous 5 marketing years; source: Agmarknet

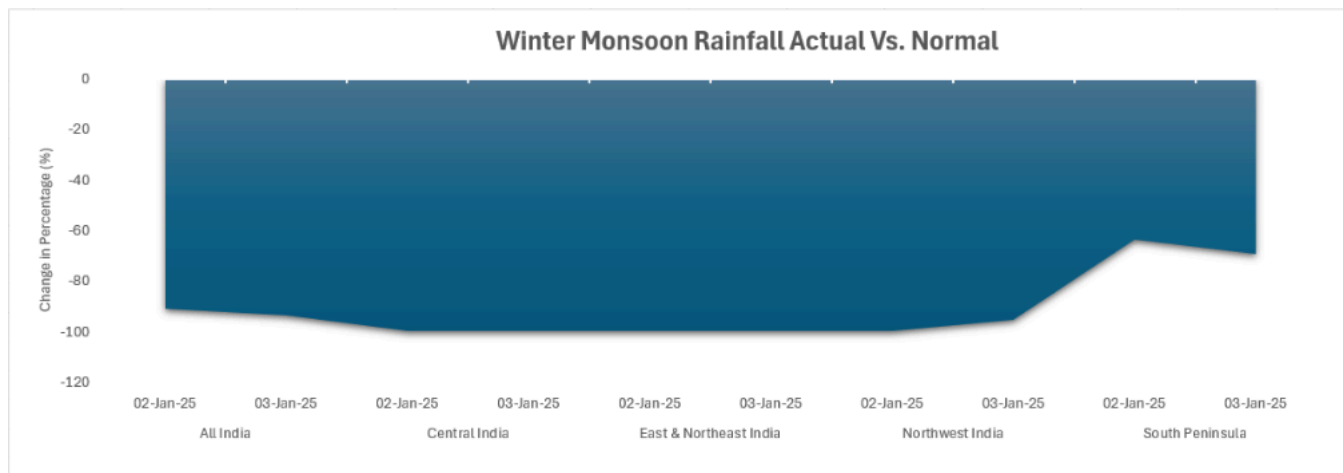
State	1-Oct-24 to 06-Jan-25	1-Oct-24 to 06-Jan-24	% Change
Uttar Pradesh	2913.7	2604.9	11.9
Haryana	1355.5	1044.5	29.8
Punjab	1200.2	907.1	32.3
Rajasthan	45.6	27.1	68.2
Gujarat	23.8	1.9	1175.4
Madhya Pradesh	11	604.4	-98.2
TOTAL :	5553.9	5206.4	6.7

Region Rainfall

India Weather Updates: Winter Monsoon Rainfall (in mm): 01-Jan-25 to 05-Jan-24

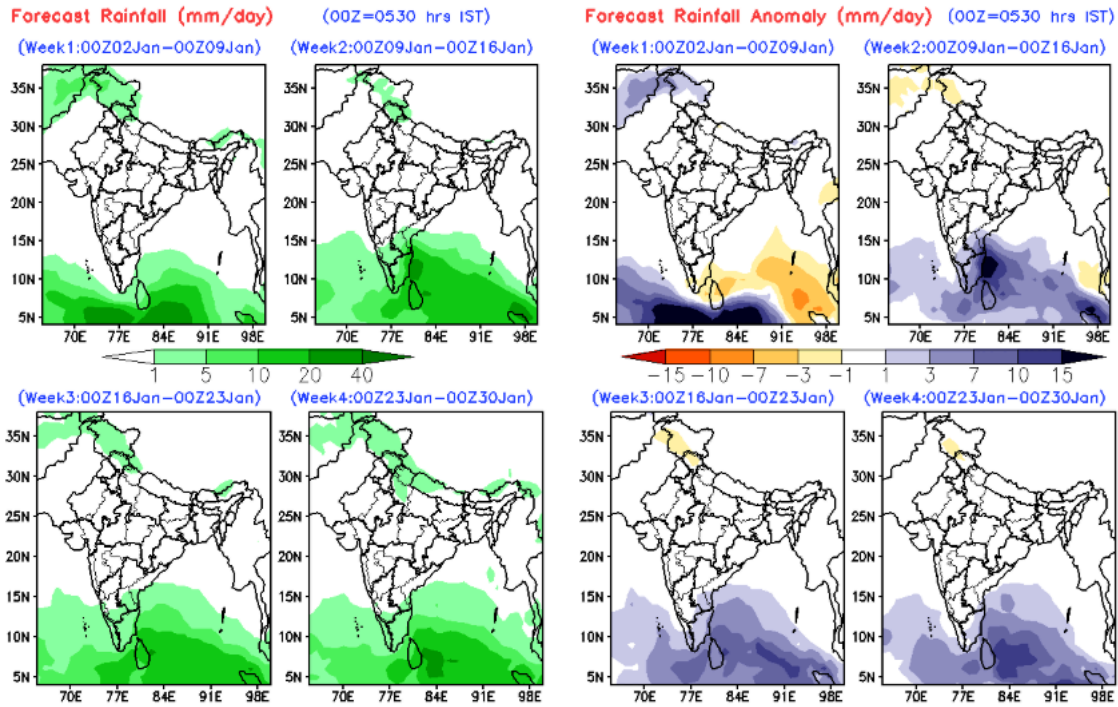
Region	Actual	Normal	% Departure From LPA
India	0.1	2.2	-94
Central India	0	1.3	-100
East & Northeast India	0	2.4	-99
Northwest India	0.1	3.3	-96
South Peninsula	0.5	1.7	-73

Source:IMD



Rainfall Forecast

Precipitation outlook for next four weeks:

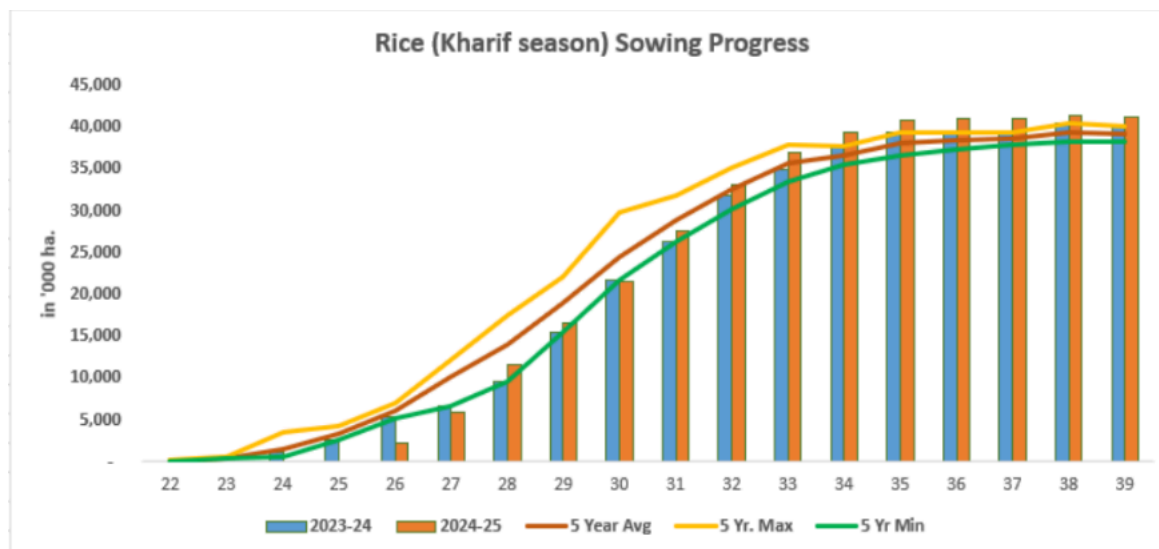


source: IMD

Sowing Progress

2024-25 Rice sowing area increased by 2.7%: According to Department of Agriculture & Farmers Welfare, the area under Kharif rice increased by 2.7 percent to 41153.1 hectares as against 40065.2 thousand hectares sowed during the same period last year.

Kharif Rice growing states	27-Sep-24	27-Sep-23	% Change
Uttar Pradesh	6262.1	5901.4	6.1
West Bengal	4148	3978.4	4.3
Chhattisgarh	3901	3788	3
Madhya Pradesh	3600	3311	8.7
Bihar	3598	3560.1	1.1
Odisha	3360	3321.6	1.2
Punjab	3240	3179	1.9
others	13044	13025.7	0.1
India	41153.1	40065.2	2.7



OMSS

State	E-auction	Grand Total
Assam	48857	50531
Bihar	20330	23161
Jharkhand	19930	19930
Mizoram	18382	36865
Karnataka	17650	17650
West Bengal	14810	14810
J&K	10784	81213
Gujarat	4699	4699
Kerala	2730	4725
Punjab	1520	1520
Maharashtra	1210	1210
Andhra Pradesh	980	980
Odisha	280	280
Grand Total	162162	257574

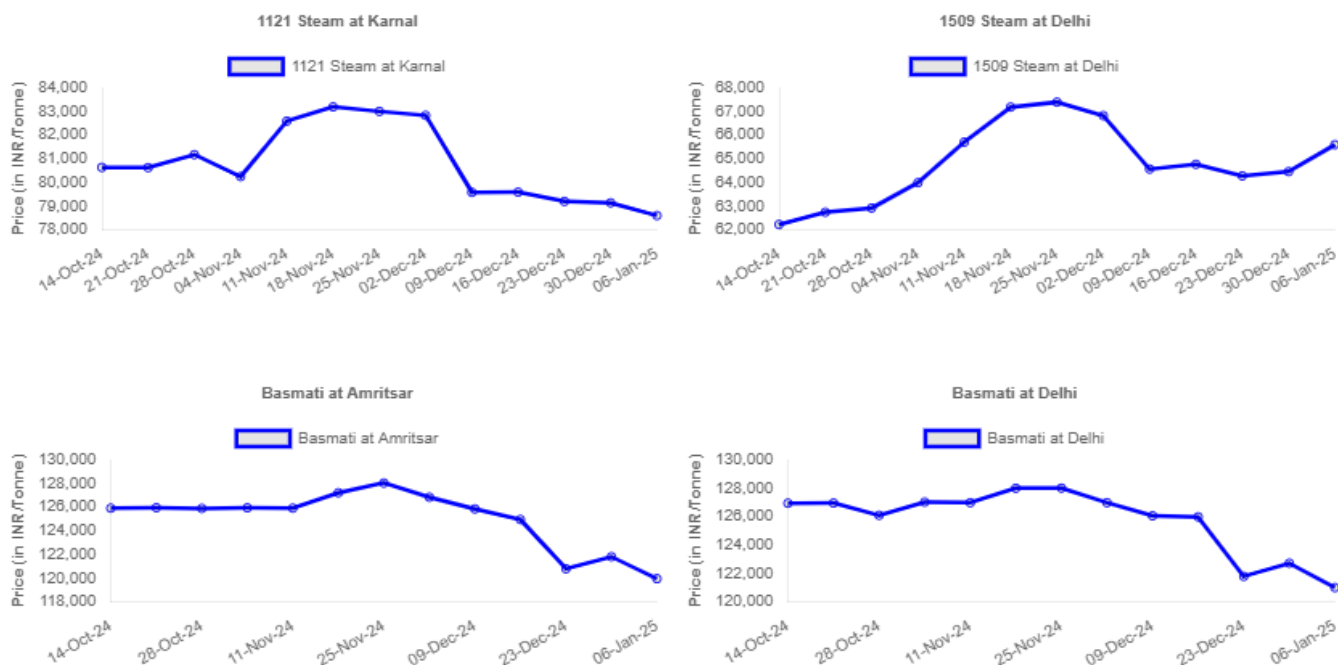
Government Procurement

State	Kharif Procurement Target(2024-25) in '000 tonnes	As on 06-Jan-25	%Target achieved
ANDHRA PRADESH	2500	1801.5	72%
PUNJAB	12400	11628.5	94%
UTTAR PRADESH	4100	2721.7	66%
HARYANA	4000	3613.6	90%
TAMIL NADU	1600	358.2	22%
UTTARAKHAND	500	418.3	84%
KERALA	194	88.1	45%
JAMMU AND KASHMIR	19	21.9	115%
HIMACHAL PRADESH	18	24.7	137%
Grand Total	48511	33703.5	69%

Indian Rice SnD

Particulars (Million MT)	2023-24	2022-23	21-22
Carry in	30.5	27.6	33.8
Production	122.3	128.2	122.3
Imports	0	0	0
Total Supply	152.8	155.8	156
Consumption	105	104.8	107.2
Exports	14.5	20.4	21.3
Total Demand	119.5	125.3	128.5
Ending Stock	33.3	30.5	27.6

Spot Prices



Source: agAlabs

Rice Prices in Domestic Markets (INR/Tonne):

Variety	Market	06-Jan-25	03-Jan-25	Change
1121 Paddy	Karnal	36000	36500	-500
1121 Sella (Parboiled)	Karnal	70100	71050	-950
1121 Steam	Amritsar	78600	79050	-450
1121 Steam	Karnal	78600	77900	700
1121 Steam	Udhamsingh Nagar	79950	78950	1000
1509 Paddy	Karnal	27950	28500	-550
1509 Steam	Delhi	65600	63000	2600
1509 Steam	Udhamsingh Nagar	65050	63050	2000
Basmati	Amritsar	119950	120000	-50
Basmati	Delhi	121000	120900	100
Basmati	Karnal	120050	120000	50
BPT	Nagpur	45000	44950	50
BPT Raw	Nizamabad	46950	47950	-1000
BPT Steam	Nizamabad	48000	48900	-900
DB	Delhi	55100	53900	1200

Variety	Market	06-Jan-25	03-Jan-25	Change
DB Sella	Karnal	50100	49900	200
DB Steam	Rudrapur	56050	54900	1150
Govindobhog	Burdwan	86000	83000	3000
HMT Raw	Bhatapara	47100	47100	0
HMT Raw	Gondia	44900	44050	850
HMT Raw	Nagpur	46950	47500	-550
HMT Steam	Raichur	53900	54950	-1050
IR-36-Parboiled 5% Silky sortex	Kolkata	35100	36000	-900
IR-64	Nizamabad	38100	38600	-500
IR-64 25% Broken Silky Sortex	Kolkata	35950	36000	-50
IR36 Super	Burdwan	34300	35000	-700
IR8	Karnal	39100	39050	50
Kolam Sortex	Ahmedabad	42000	41950	50
Miniket 5% broken	Kolkata	51050	51900	-850
Minikit Sankar	Burdwan	49900	51050	-1150
Parmal Raw	Delhi	40500	40100	400
Parmal Raw	Karnal	40500	39950	550
Parmal Raw	Rudrapur	40900	41100	-200
Parmal Sella	Delhi	39550	38900	650
Parmal Sella	Karnal	39500	39600	-100
Parmal Sella	Udhamsingh Nagar	40450	40100	350
Parmal Sortex	Ahmedabad	35600	35550	50
Parmal Wand	Amritsar	40050	39950	100
Sarbati Raw	Delhi	48000	46950	1050
Sarbati Sella	Amritsar	42050	41100	950
Sarbati Sella	Delhi	43450	42050	1400
Sarbati Sella	Karnal	41950	41900	50
Sarbati Sella	Rudrapur	44100	42450	1650
Sarbati Steam	Amritsar	46050	45550	500
Sarbati Steam	Karnal	46100	46600	-500

Variety	Market	06-Jan-25	03-Jan-25	Change
Sona Masuri Raw	Raichur	39950	39000	950
Sona Masuri Steam	Raichur	41950	41450	500
Sugandha Sella	Udhamsingh Nagar	49100	47050	2050
Sugandha Steam	Delhi	54050	53100	950
Swarna	Bhatapara	33100	33000	100
Swarna	Burdwan	32400	34600	-2200
Swarna Parboiled	Burdwan	34050	34000	50
Swarna Parboiled -100% Broken-Silky Sortex	Kolkata	34950	34950	0
Swarna Parboiled 5%- Silky Sortex	Kolkata	34750	34750	0
Vishnu Bhog	Bhatapara	75050	75050	0

Source: agAlabs

Disclaimer: The information in this report is provided solely for informational purposes and should not be regarded as a recommendation to buy, sell, or otherwise deal with any particular investment. The given material is subject to change and although based upon information that we consider reliable; it is not guaranteed as to accuracy or completeness. The material is not intended to be used as a general guide to be investing or as a source of any specific investment recommendations. Investors with any questions regarding the suitability of the products referred to in this presentation should consult their financial and tax advisors. This document transmission cannot be guaranteed to be secure or error-free as information could be intercepted, corrupted, lost, destroyed, incomplete or contain viruses and any views expressed in this message are those of the individual sender and no binding nature of the message shall be implied or assumed unless the sender does so expressly with due authority of Agnomics Analytics Lab Pvt Ltd., its Parent Company/ Associates/Subsidiaries. Agnomics Analytics Lab Pvt Ltd. disclaims all liability for any loss or damage whatsoever arising out of or resulting from the receipt, use, transmission, or interruption of this email. This material does not constitute an offer or solicitation to any person in any jurisdiction in which such offer or solicitation is not authorized or to any person to whom it is unlawful to make such an offer or solicitation. Persons into whose possession this document may come are required to inform themselves of and to observe such restrictions. This document is confidential. It may not be reproduced, distributed, or transmitted without the express written consent of Agnomics Analytics Lab Pvt Ltd., which reserves all rights. Copyright reserved